

---

# Submersible Turbine Pump Curves

720 RPM CURVES - 60 CYCLE PERFORMANCE

---

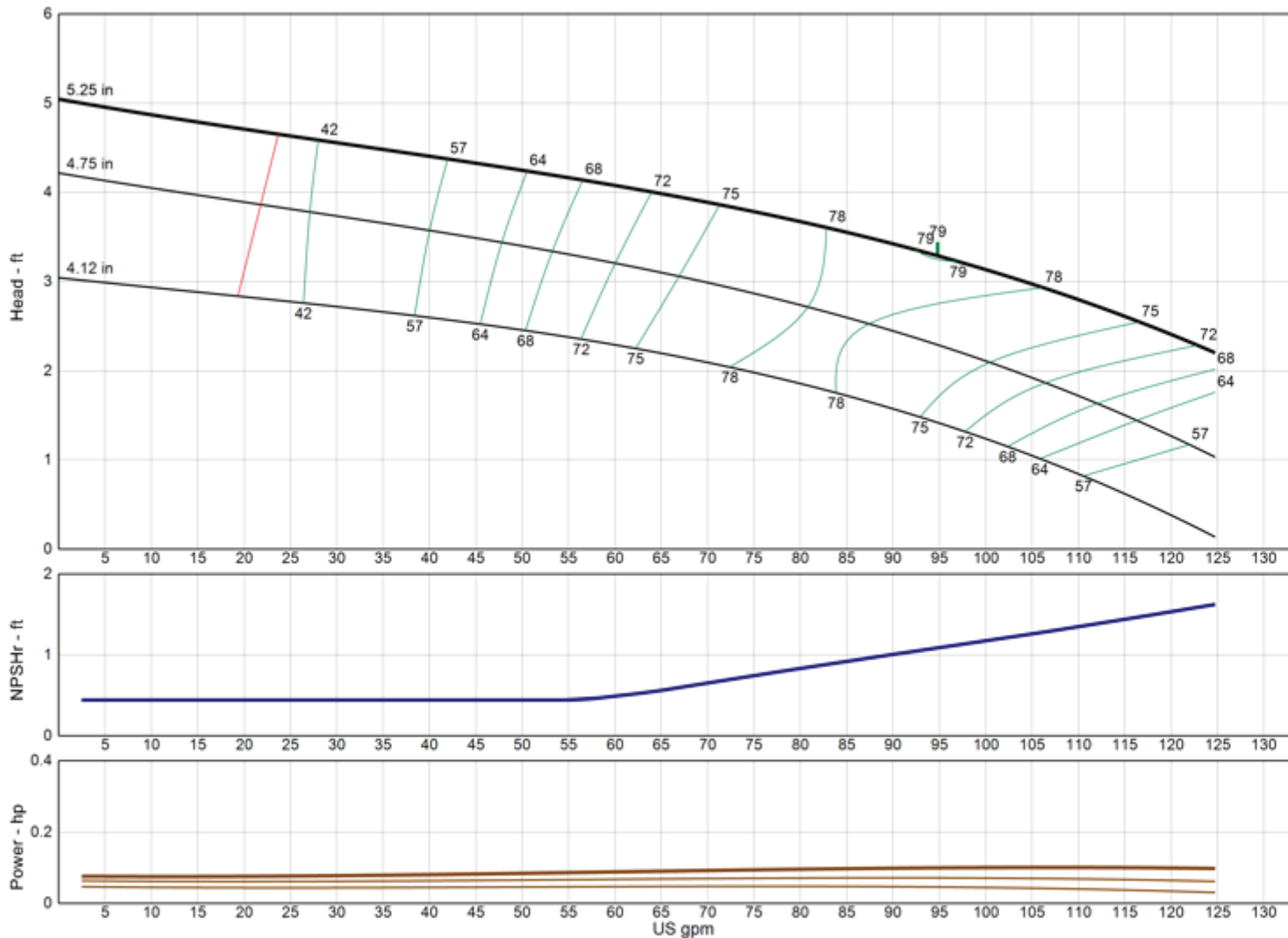
## INDEX – 60 CYCLE PERFORMANCE – 720 RPM

<b>Page</b>	<b>Model</b>	<b>RPM</b>	<b>Date Issued</b>
3	8RJLC	690	July 17, 2019
4	10RJHC	690	July 17, 2019
5	10RJLC	690	December 18, 2019
6	20RCHC	690	July 17, 2019
7	20RCLC	690	July 17, 2019

# MODEL 8RJLC

(Effective July 17, 2019)

## Vertical Turbine Pump



<b>Model</b>	<b>8RJLC</b>
<b>RPM</b>	<b>690</b>
Freq   Poles	60 Hz   10-pole
Pump Type	Submersible
<b>EFFICIENCY CORRECTION</b>	
1-STAGE	0.0
2-STAGE	0.0
3-STAGE	0.0
4-STAGE	0.0
Impeller Type	Enclosed
Ns	2750
Thrust K-Factor	4.00 lb/ft
Bowl OD	7.50 in
Bowl Lateral	0.62 in
Max PSI	410 psi
Thd Disch Size	4", 6"

### TURBINE OPERATIONS

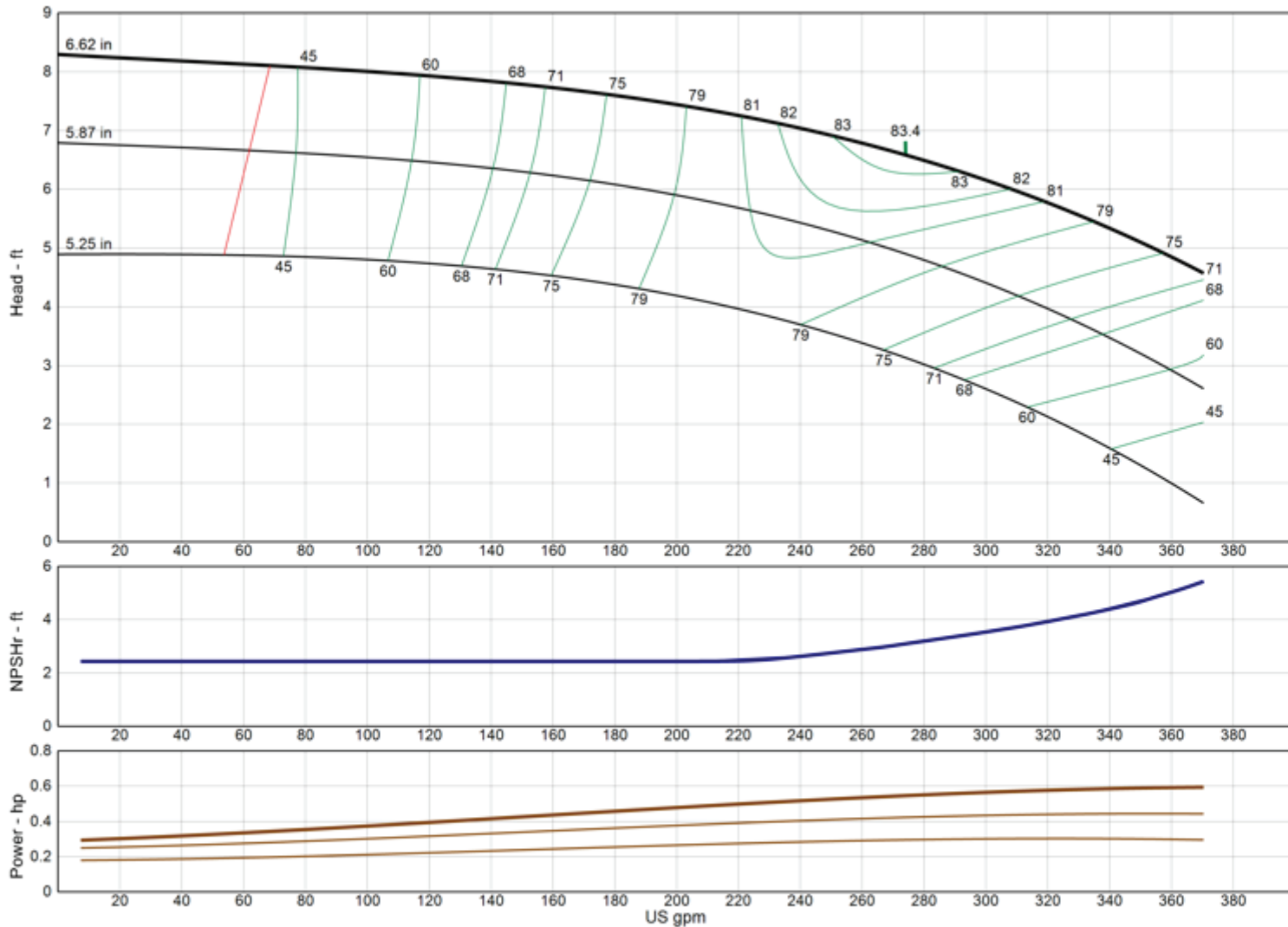
Lubbock, Texas

NOMINAL BOWL PERFORMANCE CURVE AND DATA BASED ON PUMPING CLEAR, NON-AERATED WATER AND USING STANDARD MATERIALS OF CONSTRUCTION. RATED POINT ONLY CAN BE GUARANTEED BY THE FACTORY. CURVES REPRESENT SINGLE STAGE AVERAGE PERFORMANCE BASED ON TEST OF MULTI-STAGE BOWL ASSEMBLY. EFFICIENCY CORRECTION APPLIES DIRECTLY TO EFFICIENCY (-) AND HEAD (x) FOR LESSER STAGES. ACTUAL DRIVER OPERATING SPEED SHOULD BE VERIFIED.

# MODEL 10RJHC

(Effective July 17, 2019)

## Vertical Turbine Pump



<b>Model</b>	<b>10RJHC</b>
<b>RPM</b>	<b>690</b>
Freq   Poles	60 Hz   10-pole
Pump Type	Submersible
<b>EFFICIENCY CORRECTION</b>	
1-STAGE	0.0
2-STAGE	0.0
3-STAGE	0.0
4-STAGE	0.0
Impeller Type	Enclosed
Ns	2780
Thrust K-Factor	7.00 lb/ft
Bowl OD	9.50 in
Bowl Lateral	0.75 in
Max PSI	370 psi
Thd Disch Size	6", 8"

### TURBINE OPERATIONS

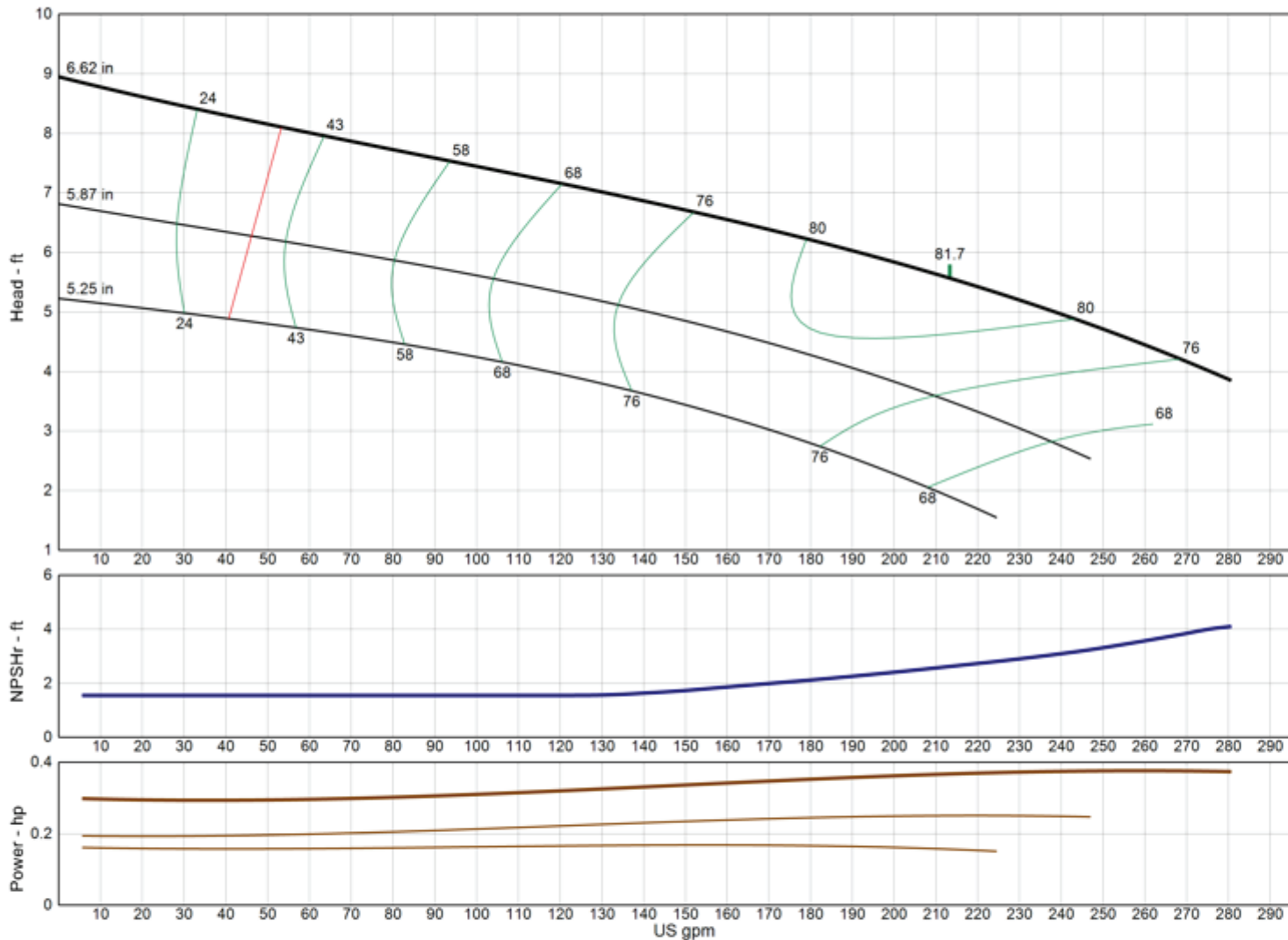
Lubbock, Texas

NOMINAL BOWL PERFORMANCE CURVE AND DATA BASED ON PUMPING CLEAR, NON-AERATED WATER AND USING STANDARD MATERIALS OF CONSTRUCTION. RATED POINT ONLY CAN BE GUARANTEED BY THE FACTORY. CURVES REPRESENT SINGLE STAGE AVERAGE PERFORMANCE BASED ON TEST OF MULTI-STAGE BOWL ASSEMBLY. EFFICIENCY CORRECTION APPLIES DIRECTLY TO EFFICIENCY (-) AND HEAD (x) FOR LESSER STAGES. ACTUAL DRIVER OPERATING SPEED SHOULD BE VERIFIED.

# MODEL 10RJLC

(Effective December 18, 2019)

## Vertical Turbine Pump



<b>Model</b>	<b>10RJLC</b>
<b>RPM</b>	<b>690</b>
Freq   Poles	60 Hz   10-pole
Pump Type	Submersible
<b>EFFICIENCY CORRECTION</b>	
1-STAGE	0.0
2-STAGE	0.0
3-STAGE	0.0
4-STAGE	0.0
Impeller Type	Enclosed
Ns	2780
Thrust K-Factor	7.00 lb/ft
Bowl OD	9.50 in
Bowl Lateral	0.75 in
Max PSI	370 psi
Thd Disch Size	6", 8"

### TURBINE OPERATIONS

Lubbock, Texas

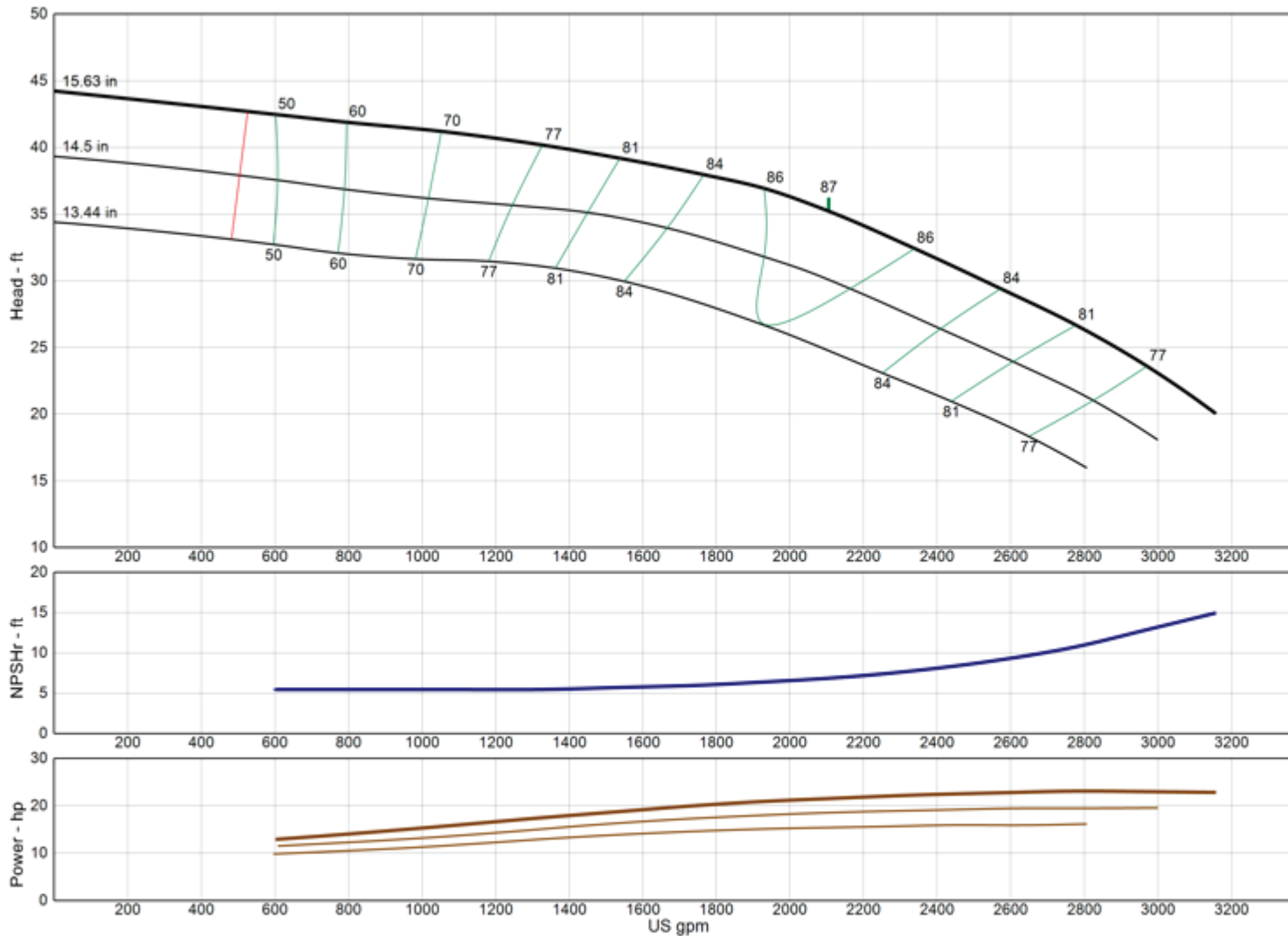
NOMINAL BOWL PERFORMANCE CURVE AND DATA BASED ON PUMPING CLEAR, NON-AERATED WATER AND USING STANDARD MATERIALS OF CONSTRUCTION. RATED POINT ONLY CAN BE GUARANTEED BY THE FACTORY. CURVES REPRESENT SINGLE STAGE AVERAGE PERFORMANCE BASED ON TEST OF MULTI-STAGE BOWL ASSEMBLY. EFFICIENCY CORRECTION APPLIES DIRECTLY TO EFFICIENCY (-) AND HEAD (x) FOR LESSER STAGES. ACTUAL DRIVER OPERATING SPEED SHOULD BE VERIFIED.



# MODEL 20RCHC

(Effective July 17, 2019)

## Vertical Turbine Pump



<b>Model</b>	<b>20RCHC</b>
<b>RPM</b>	<b>690</b>
Freq   Poles	60 Hz   10-pole
Pump Type	Submersible
<b>EFFICIENCY CORRECTION</b>	
1-STAGE	-1.0
2-STAGE	0.0
3-STAGE	0.0
4-STAGE	0.0
Impeller Type	Enclosed
Ns	2190
Thrust K-Factor	24.00 lb/ft
Bowl OD	21.13 in
Bowl Lateral	1.12 in
Max PSI	400 psi
Thd Disch Size	--

### TURBINE OPERATIONS

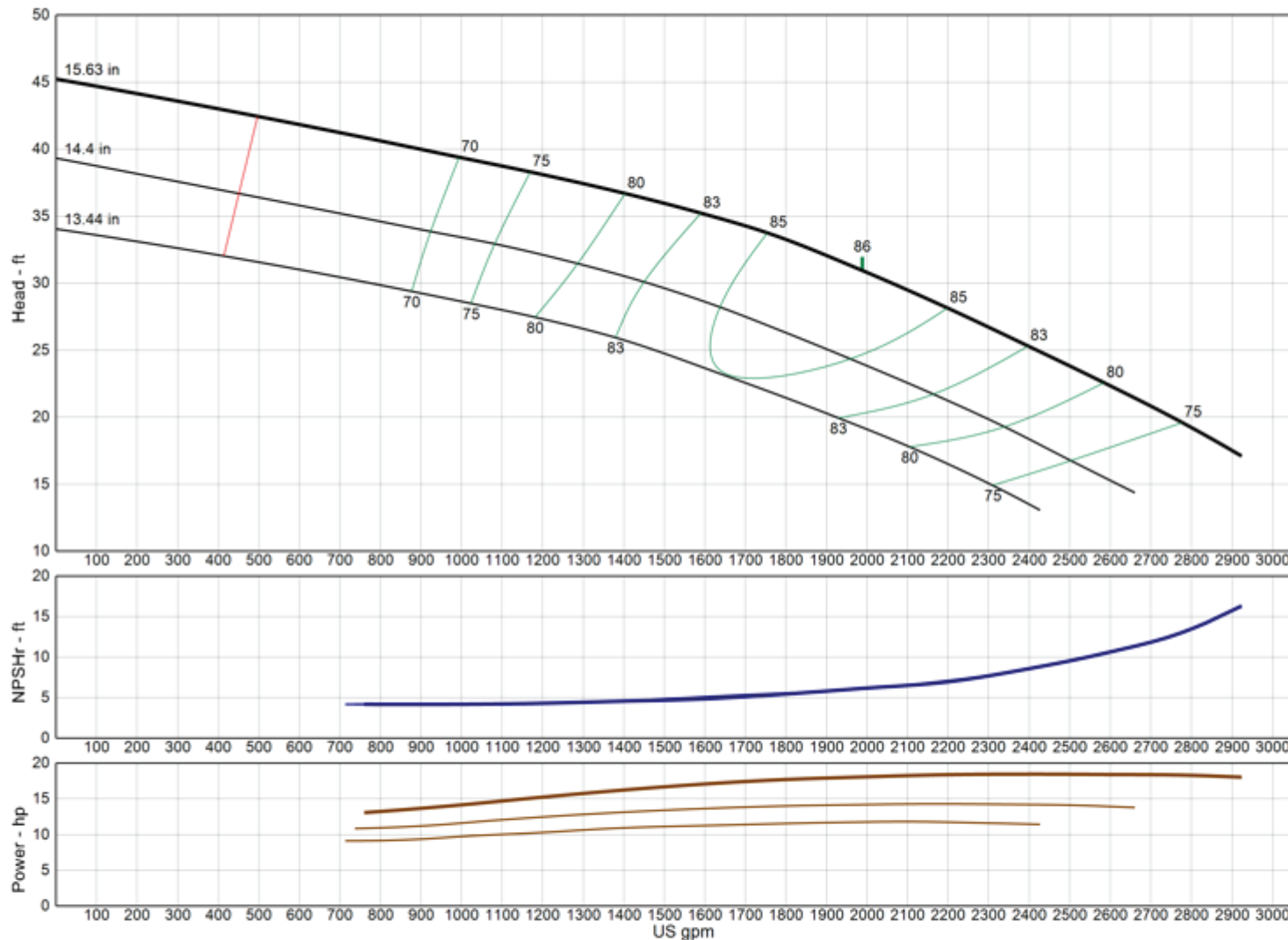
Lubbock, Texas

NOMINAL BOWL PERFORMANCE CURVE AND DATA BASED ON PUMPING CLEAR, NON-AERATED WATER AND USING STANDARD MATERIALS OF CONSTRUCTION. RATED POINT ONLY CAN BE GUARANTEED BY THE FACTORY. CURVES REPRESENT SINGLE STAGE AVERAGE PERFORMANCE BASED ON TEST OF MULTI-STAGE BOWL ASSEMBLY. EFFICIENCY CORRECTION APPLIES DIRECTLY TO EFFICIENCY (-) AND HEAD (x) FOR LESSER STAGES. ACTUAL DRIVER OPERATING SPEED SHOULD BE VERIFIED.

# MODEL 20RCLC

(Effective July 17, 2019)

## Vertical Turbine Pump



<b>Model</b>	<b>20RCLC</b>
<b>RPM</b>	<b>690</b>
Freq   Poles	60 Hz   10-pole
Pump Type	Submersible
<b>EFFICIENCY CORRECTION</b>	
1-STAGE	-1.0
2-STAGE	0.0
3-STAGE	0.0
4-STAGE	0.0
Impeller Type	Enclosed
Ns	2345
Thrust K-Factor	24.00 lb/ft
Bowl OD	21.13 in
Bowl Lateral	1.12 in
Max PSI	400 psi
Thd Disch Size	--

### TURBINE OPERATIONS

Lubbock, Texas

NOMINAL BOWL PERFORMANCE CURVE AND DATA BASED ON PUMPING CLEAR, NON-AERATED WATER AND USING STANDARD MATERIALS OF CONSTRUCTION. RATED POINT ONLY CAN BE GUARANTEED BY THE FACTORY. CURVES REPRESENT SINGLE STAGE AVERAGE PERFORMANCE BASED ON TEST OF MULTI-STAGE BOWL ASSEMBLY. EFFICIENCY CORRECTION APPLIES DIRECTLY TO EFFICIENCY (-) AND HEAD (x) FOR LESSER STAGES. ACTUAL DRIVER OPERATING SPEED SHOULD BE VERIFIED.

# Xylem |'zīləm|

- 1) The tissue in plants that brings water upward from the roots;
- 2) a leading global water technology company.

We're a global team unified in a common purpose: creating advanced technology solutions to the world's water challenges. Developing new technologies that will improve the way water is used, conserved, and re-used in the future is central to our work. Our products and services move, treat, analyze, monitor and return water to the environment, in public utility, industrial, residential and commercial building services settings. Xylem also provides a leading portfolio of smart metering, network technologies and advanced analytics solutions for water, electric and gas utilities. In more than 150 countries, we have strong, long-standing relationships with customers who know us for our powerful combination of leading product brands and applications expertise with a strong focus on developing comprehensive, sustainable solutions.

**For more information on how Xylem can help you, go to [www.xylem.com](http://www.xylem.com)**



Xylem Inc.  
P.O. Box 5487  
Lubbock, TX 79408  
Tel +1.806.763.7867  
Fax +1.800.453.4749  
[www.xylem.com](http://www.xylem.com)

Xylem and Bell & Gossett are trademarks of Xylem Inc. or one of its subsidiaries.  
Goulds is a registered trademark of Goulds Pumps, Inc. and is used under license.  
© 2021 Xylem Inc. C720 SUB June 2021