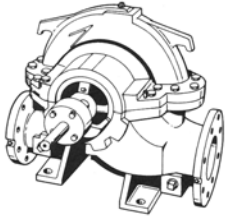


JOB:	REPRESENTATIVE:
UNIT TAG:	ORDER NO.
ENGINEER:	SUBMITTED BY:
CONTRACTOR:	APPROVED BY:
	DATE:
	DATE:
	DATE:



8x10x20S

Series HSC-S

Base Mounted - Double Suction Centrifugal Pumps

SPECIFICATIONS

FLOW _____ HEAD _____

HP _____ RPM _____

VOLTS _____

CYCLE _____ PHASE _____

ENCLOSURE _____

APPROX. WEIGHT _____

SPECIALS _____

MATERIALS OF CONSTRUCTION

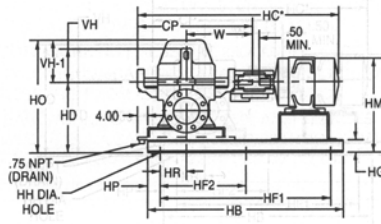
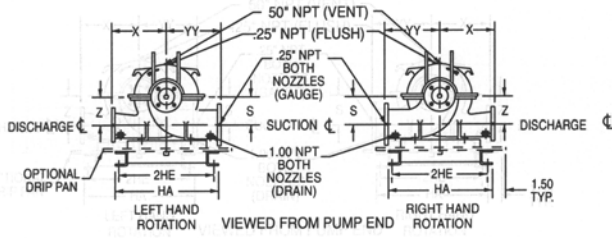
- Cast Iron Bronze Fitted
- Fabricated Heavy Duty Baseplate
- ANSI/OSHA Coupling Guard
- Flexible Coupling
- Spacer Coupling (Optional)
- Galvanized Drip Pan (Optional)

TYPE OF SEAL

- STANDARD:** 175 PSIG (12 Bar) working pressure, 125# ANSI Flange Configuration
- STANDARD:** Crane Type 21, BUNA/Carbon Ceramic, 75 psig (5 Bar) maximum suction pressure, from -20° to 225°F (-29 °C to 107 °C).
- OPTIONAL:** Crane Type 21, EPR/Carbon Ceramic, 75 psig (5 Bar) maximum suction pressure, from -20° to 250°F (-29 °C to 121 °C).
- OPTIONAL:** Crane Type 21, EPR/Carbon Tungsten Carbide, 75 psig (5 Bar) maximum suction pressure, from -20° to 250°F (-29 °C to 121 °C).
- OPTIONAL:** 280 PSIG (19 Bar) working pressure, 250# ANSI Flange Configuration
- STANDARD:** Crane Type 1, BUNA/Carbon-Ceramic, 150 psig (10 Bar) maximum suction pressure, from -20° to 225°F (-29 °C to 107 °C).
- OPTIONAL:** 400 PSIG (27 Bar) working pressure, 250# ANSI Flange Configuration
- STANDARD:** Crane Type 1B, BUNA/Carbon-Ceramic, 300 psig (20 Bar) maximum suction pressure, from -20° to 225°F (-29 °C to 107 °C).
- OTHER:**

Series HSC-S 8x10x20S Centrifugal Pump Submittal

B-543.26A



FLANGE DIMENSIONS INCHES	
Discharge	Suction
8	10

VH1: 22.25(565)

HQ: HOLES PER SIDE

DIMENSIONS - Inches (mm)

MOTOR FRAME	HA	HB	2HE	HF ₁	HF ₂	HG	HH	HP	HR	CP	HC*	HD	HM*	HO	HQ	S & Z	VH	W	X	YY
324	26 (660)	66 (1676)	24 (610)	54 (1372)	27 (686)	4 (102)	1 (25)	6 (152)	7 (178)	39.56 (1005)	68 (1727)	27.25 (692)	36 (914)	49.5 (1257)	3	14 (356)	15.44 (392)	22.56 (573)	18 (457)	20 (508)
326	26 (660)	66 (1676)	24 (610)	54 (1372)	27 (686)	4 (102)	1 (25)	6 (152)	7 (178)	39.56 (1005)	70 (1778)	27.25 (692)	36 (914)	49.5 (1257)	3	14 (356)	15.44 (392)	22.56 (573)	18 (457)	20 (508)
364	26 (660)	66 (1676)	24 (610)	54 (1372)	27 (686)	4 (102)	1 (25)	6 (152)	7 (178)	39.56 (1005)	71 (1803)	27.25 (692)	36 (914)	49.50 (1257)	3	14 (356)	15.44 (392)	22.56 (573)	18 (457)	20 (508)
365	26 (660)	66 (1676)	24 (610)	54 (1372)	27 (686)	4 (102)	1 (25)	6 (152)	7 (178)	39.56 (1005)	72 (1829)	27.25 (692)	36 (914)	49.5 (1257)	3	14 (356)	15.44 (392)	22.56 (573)	18 (457)	20 (508)
404	31.4 (798)	76 (1930)	29.5 (749)	66 (1676)	16.5 (419)	6 (152)	0.88 (22)	5 (127)	8 (203)	39.56 (1005)	77 (1956)	29.25 (743)	40 (1016)	51.5 (1308)	5	14 (356)	15.44 (392)	22.56 (573)	18 (457)	20 (508)
405	31.4 (798)	76 (1930)	29.5 (749)	66 (1676)	16.5 (419)	6 (152)	0.88 (22)	5 (127)	8 (203)	39.56 (1005)	78 (1981)	29.25 (743)	40 (1016)	51.5 (1308)	5	14 (356)	15.44 (392)	22.56 (573)	18 (457)	20 (508)
444	31.4 (798)	76 (1930)	29.5 (749)	66 (1676)	16.5 (419)	6 (152)	0.88 (22)	5 (127)	8 (203)	39.56 (1005)	83 (2108)	29.25 (743)	39 (991)	51.5 (1308)	5	14 (356)	15.44 (392)	22.56 (573)	18 (457)	20 (508)
445	31.4 (798)	76 (1930)	29.5 (749)	66 (1676)	16.5 (419)	6 (152)	0.88 (22)	5 (127)	8 (203)	39.56 (1005)	85 (2159)	29.25 (743)	39 (991)	51.5 (1308)	5	14 (356)	15.44 (392)	22.56 (573)	18 (457)	20 (508)
447	31.4 (798)	86 (2184)	29.5 (749)	76 (1930)	19 (483)	6 (152)	0.88 (22)	5 (127)	8 (203)	39.56 (1005)	88 (2235)	29.25 (743)	39 (991)	51.5 (1308)	5	14 (356)	15.44 (392)	22.56 (573)	18 (457)	20 (508)
449	31.4 (798)	86 (2184)	29.5 (749)	76 (1930)	19 (483)	6 (152)	0.88 (22)	5 (127)	8 (203)	39.56 (1005)	93 (2362)	29.25 (743)	39 (991)	51.5 (1308)	5	14 (356)	15.44 (392)	22.56 (573)	18 (457)	20 (508)

Dimensions are subject to change. Not to be used for construction purposes unless certified.

Xylem Inc.
8200 N. Austin Avenue
Morton Grove, IL 60053
Phone: (847)966-3700
Fax: (847)965-8379
www.xylem.com/brands/bellgossett



Bell & Gossett is a trademark of Xylem Inc. or one of its subsidiaries.
© 2012 Xylem Inc.