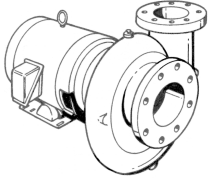


<b>JOB:</b>  <b>UNIT TAG:</b> <b>ENGINEER:</b> <b>CONTRACTOR:</b>	<b>REPRESENTATIVE:</b>  <b>ORDER NO.:</b> <b>SUBMITTED BY:</b> <b>APPROVED BY:</b>	<b>DATE:</b> <b>DATE:</b> <b>DATE:</b>
---	--	--



## 4AD

### Series e-1531

#### Close-Coupled Centrifugal Pumps

**SPECIFICATIONS**

FLOW \_\_\_\_\_ HEAD \_\_\_\_\_  
 HP \_\_\_\_\_ RPM \_\_\_\_\_  
 VOLTS \_\_\_\_\_  
 CYCLE \_\_\_\_\_ PHASE \_\_\_\_\_  
 ENCLOSURE \_\_\_\_\_  
 APPROX. WEIGHT \_\_\_\_\_  
 SPECIALS \_\_\_\_\_

**MATERIALS OF CONSTRUCTION**

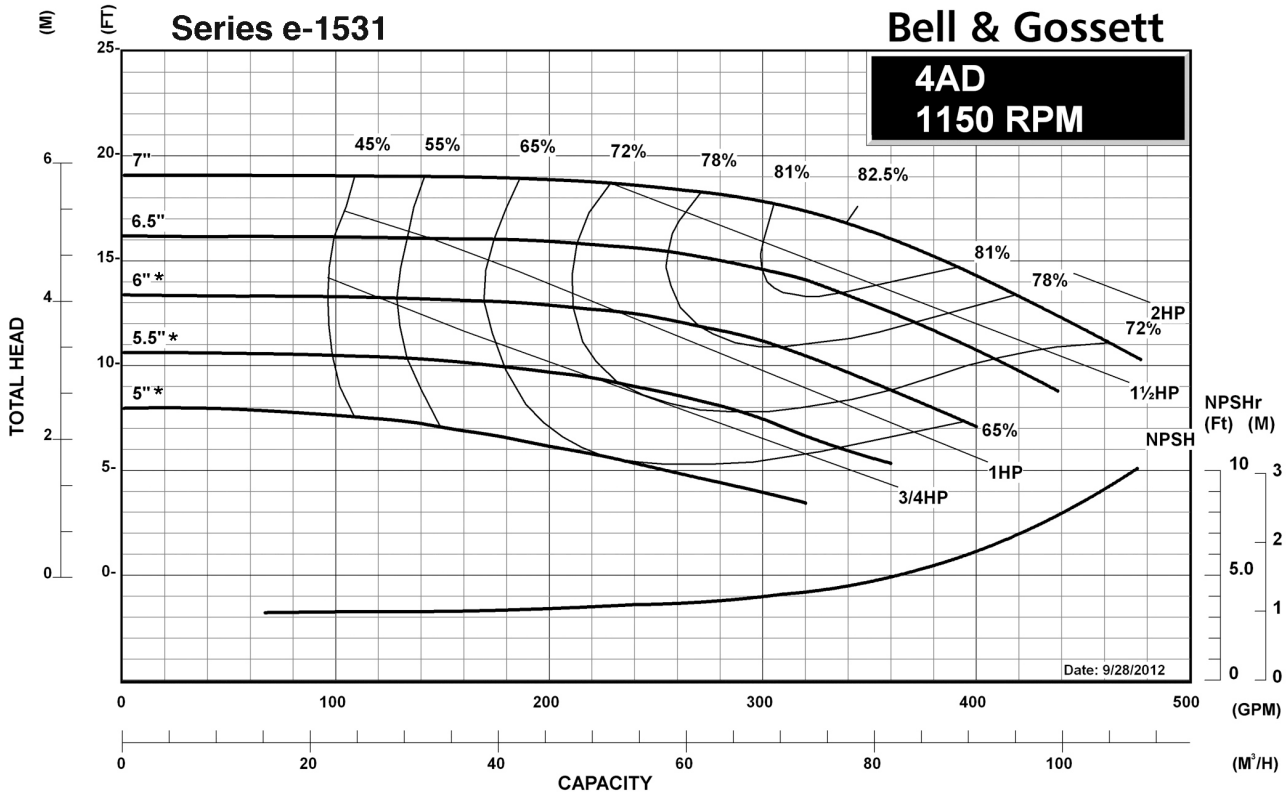
STAINLESS STEEL FITTED

**MAXIMUM WORKING PRESSURE**

175 psi (12 bar) W.P.

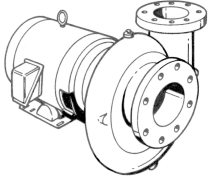
**TYPE OF SEAL**

- Standard Seal (Buna-Carbon/Ceramic)
- F Standard Seal w/ Flush Line (Buna-Carbon/Ceramic)
- S Stuffing Box construction w/ Flushed Mechanical Single Seal (EPR-Tungsten Carbide/Carbon)
- PF Stuffing Box Construction w/ Flushed Packing (Graphite Impregnated Teflon)



\* 6" and below requires oversized diameter and angle trim. See manual.

<b>JOB:</b>	<b>REPRESENTATIVE:</b>	
<b>UNIT TAG:</b>	<b>ORDER NO.:</b>	<b>DATE:</b>
<b>ENGINEER:</b>	<b>SUBMITTED BY:</b>	<b>DATE:</b>
<b>CONTRACTOR:</b>	<b>APPROVED BY:</b>	<b>DATE:</b>



# 4AD

## Series e-1531

### Close-Coupled Centrifugal Pumps

**SPECIFICATIONS**

FLOW \_\_\_\_\_ HEAD \_\_\_\_\_  
 HP \_\_\_\_\_ RPM \_\_\_\_\_  
 VOLTS \_\_\_\_\_  
 CYCLE \_\_\_\_\_ PHASE \_\_\_\_\_  
 ENCLOSURE \_\_\_\_\_  
 APPROX. WEIGHT \_\_\_\_\_  
 SPECIALS \_\_\_\_\_

**MATERIALS OF CONSTRUCTION**

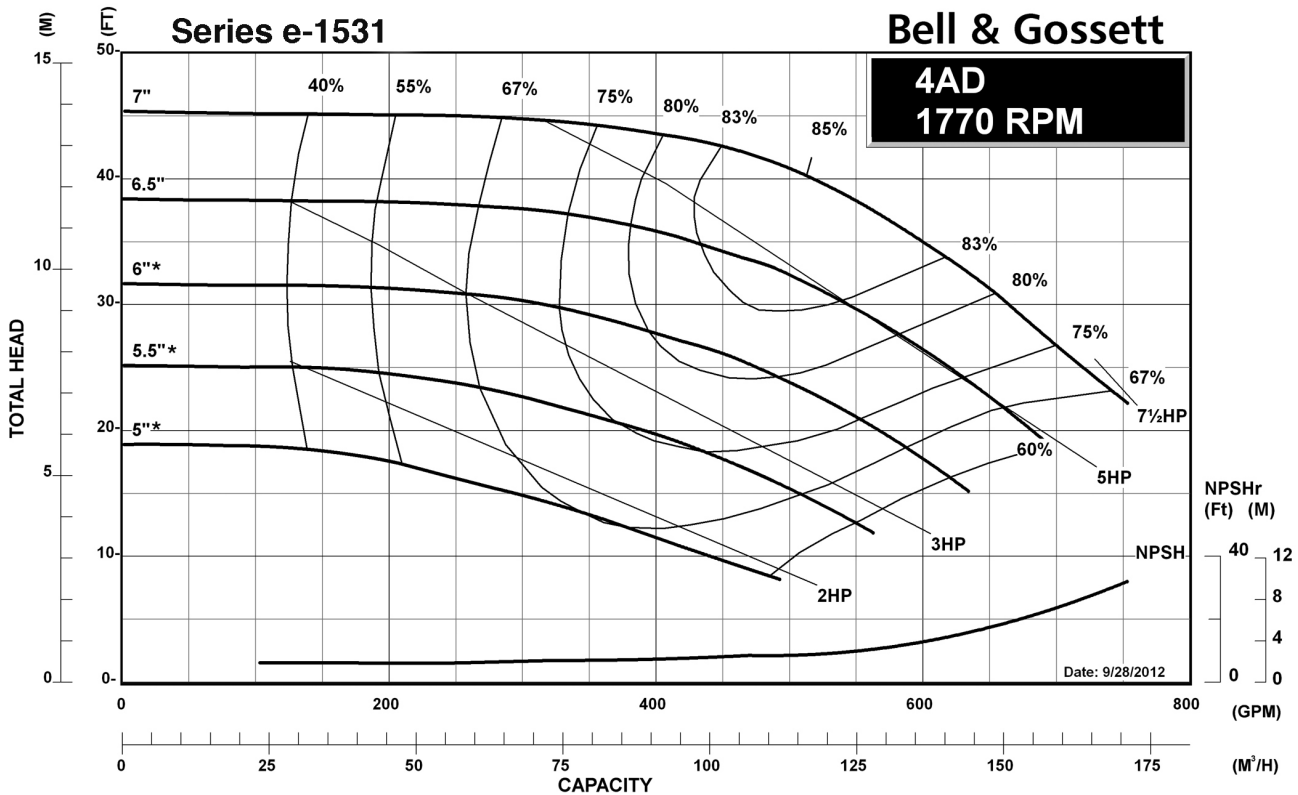
STAINLESS STEEL FITTED

**MAXIMUM WORKING PRESSURE**

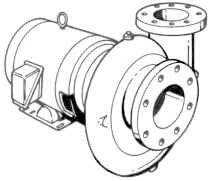
175 psi (12 bar) W.P.

**TYPE OF SEAL**

- Standard Seal (Buna-Carbon/Ceramic)
- F Standard Seal w/ Flush Line (Buna-Carbon/Ceramic)
- S Stuffing Box construction w/ Flushed Mechanical Single Seal (EPR-Tungsten Carbide/Carbon)
- PF Stuffing Box Construction w/ Flushed Packing (Graphite Impregnated Teflon)



<b>JOB:</b>	<b>REPRESENTATIVE:</b>	
<b>UNIT TAG:</b>	<b>ORDER NO.:</b>	<b>DATE:</b>
<b>ENGINEER:</b>	<b>SUBMITTED BY:</b>	<b>DATE:</b>
<b>CONTRACTOR:</b>	<b>APPROVED BY:</b>	<b>DATE:</b>



## 4AD

### Series e-1531

**Close-Coupled Centrifugal Pumps**

**SPECIFICATIONS**

FLOW \_\_\_\_\_ HEAD \_\_\_\_\_

HP \_\_\_\_\_ RPM \_\_\_\_\_

VOLTS \_\_\_\_\_

CYCLE \_\_\_\_\_ PHASE \_\_\_\_\_

ENCLOSURE \_\_\_\_\_

APPROX. WEIGHT \_\_\_\_\_

SPECIALS \_\_\_\_\_

**MATERIALS OF CONSTRUCTION**

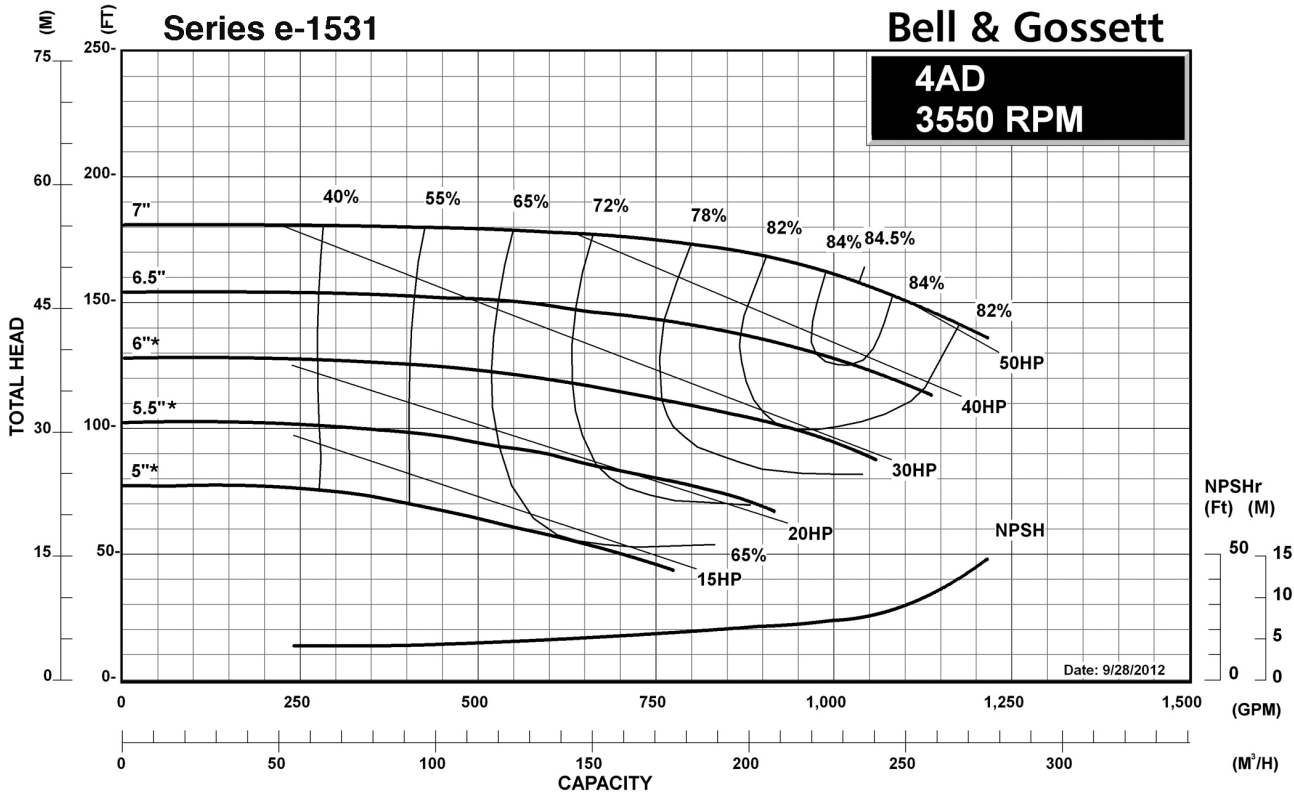
STAINLESS STEEL FITTED

**MAXIMUM WORKING PRESSURE**

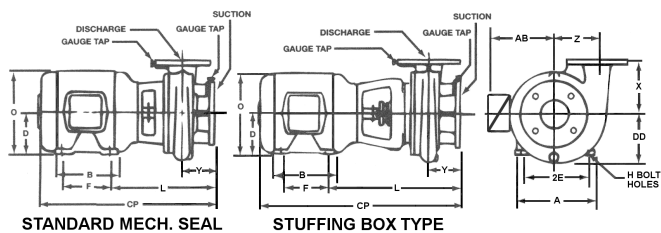
175 psi (12 bar) W.P.

**TYPE OF SEAL**

- Standard Seal (Buna-Carbon/Ceramic)
- F Standard Seal w/ Flush Line (Buna-Carbon/Ceramic)
- S Stuffing Box construction w/ Flushed Mechanical Single Seal (EPR-Tungsten Carbide/Carbon)
- PF Stuffing Box Construction w/ Flushed Packing (Graphite Impregnated Teflon)



\* 6" and below requires oversized diameter and angle trim. See manual.



SIZE OF PUMP AND DISCHARGE	SUCTION	PUMP DIMENSIONS IN INCHES (MM)			
		DD	X	Y	Z
4AD	5	6.875 (175)	7.5 (190)	4.938 (125)	5.75 (146)

125# ANSI FLANGE DIMENSIONS - INCHES (MM)				
PIPE SIZE OF FLANGE	O.D. OF FLANGE	DIA. OF BOLT CIRCLE	NO. OF BOLTS	SIZE OF BOLTS
4	9.5 (241)	7.5 (190)	8	0.625 (16)
5	10.75 (273)	8.5 (216)	8	0.75 (19)

DIMENSIONS - Inches (mm)

STANDARD SEAL

MOTOR FRAME	A (Max)	AB (Max)	B (Max)	CP (Max)	D	2E	F	H	L	O (Max)
145JM	7 (178)	7 (178)	6 (152)	21.625 (549)	3.5 (89)	5.5 (140)	5 (127)	0.344 (9)	13.313 (338)	7.25 (184)
182JM	9 (229)	8.5 (216)	6.5 (165)	24.5 (622)	4.5 (114)	7.5 (190)	4.5 (114)	0.406 (10)	14.603 (357)	9.375 (238)
184JM	9 (229)	8.5 (216)	7.5 (190)	24.5 (622)	4.5 (114)	7.5 (190)	5.5 (140)	0.406 (10)	14.603 (357)	9.375 (238)
213JM	10.5 (267)	10.75 (273)	7.5 (190)	26.625 (676)	5.25 (133)	8.5 (216)	5.5 (140)	0.406 (10)	14.938 (379)	11.125 (283)
215JM	10.5 (267)	10.75 (273)	9 (229)	28.125 (714)	5.25 (133)	8.5 (216)	7 (178)	0.406 (10)	14.938 (379)	11.125 (283)
254JM	12.5 (318)	10.75 (273)	12.5 (318)	32.125 (816)	6.25 (159)	10 (254)	8.25 (210)	0.531 (13)	16.438 (418)	13.125 (333)
256JM	12.5 (318)	10.75 (273)	12.5 (318)	33.875 (861)	6.25 (159)	10 (254)	10 (254)	0.531 (13)	16.438 (418)	13.125 (333)
284JM	14 (356)	12.625 (321)	12.5 (318)	33.25 (845)	7 (178)	11 (279)	9.5 (241)	0.531 (13)	16.438 (418)	15 (381)
286JM	14 (356)	12.625 (321)	14 (356)	34.75 (883)	7 (178)	11 (279)	11 (279)	0.531 (13)	16.438 (418)	15 (381)
324JM	16 (406)	15.125 (384)	14 (356)	36.25 (921)	8 (203)	12.5 (318)	10.5 (267)	0.656 (17)	14.938 (379)	17 (432)
326JM	16 (406)	15.125 (384)	15.5 (394)	37.75 (959)	8 (203)	12.5 (318)	12 (305)	0.656 (17)	16.938 (436)	17 (432)

STUFFING BOX

MOTOR FRAME	A (Max)	AB (Max)	B (Max)	CP (Max)	D	2E	F	H	L	O (Max)
145JP	7 (178)	7 (178)	6 (152)	24.75 (629)	3.5 (89)	5.5 (140)	5 (127)	0.344 (9)	16.438 (418)	7.25 (184)
182JP	9 (229)	8.5 (216)	6.5 (165)	27.625 (702)	4.5 (114)	7.5 (190)	4.5 (114)	0.406 (10)	17.188 (437)	9.375 (238)
184JP	9 (229)	8.5 (216)	7.5 (190)	27.625 (702)	4.5 (114)	7.5 (190)	5.5 (140)	0.406 (10)	17.188 (437)	9.375 (238)
213JP	10.5 (267)	10.75 (273)	7.5 (190)	30.5 (775)	5.25 (133)	8.5 (216)	5.5 (140)	0.406 (10)	18.813 (478)	11.125 (283)
215JP	10.5 (267)	10.75 (273)	9 (229)	32 (813)	5.25 (133)	8.5 (216)	7 (178)	0.406 (10)	18.813 (478)	11.125 (283)
254JP	12.5 (318)	10.75 (273)	12.5 (318)	32.125 (816)	6.25 (159)	10 (254)	8.25 (210)	0.531 (13)	16.437 (418)	13.125 (333)
256JP	12.5 (318)	10.75 (273)	12.5 (318)	33.875 (861)	6.25 (159)	10 (254)	10 (254)	0.531 (13)	16.437 (418)	13.125 (333)
284JP	14 (356)	12.625 (321)	12.5 (318)	33.25 (845)	7 (178)	11 (279)	9.5 (241)	0.531 (13)	16.437 (418)	15 (381)
286JP	14 (356)	12.625 (321)	14 (356)	34.75 (883)	7 (178)	11 (279)	11 (279)	0.531 (13)	16.437 (418)	15 (381)
324JP	16 (406)	15.125 (384)	14 (356)	36.25 (921)	8 (203)	12.5 (318)	10.5 (267)	0.656 (17)	16.938 (431)	17 (432)
326JP	16 (406)	15.125 (384)	15.5 (394)	37.75 (959)	8 (203)	12.5 (318)	12 (305)	0.656 (17)	16.938 (431)	17 (432)

Dimensions are subject to change. Not to be used for construction purposes unless certified.

Xylem Inc.  
 8200 N. Austin Avenue  
 Morton Grove, IL 60053  
 Phone: (847)966-3700  
 Fax: (847)965-8379  
 www.bellgossett.com



Bell & Gossett is a trademark of Xylem Inc. or one of its subsidiaries.  
 © 2015 Xylem Inc.