

JOB:
REPRESENTATIVE:

 UNIT TAG:
 ENGINEER:
 CONTRACTOR:

 ORDER NUMBER:
 SUBMITTED BY:
 APPROVED BY:

 DATE:
 DATE:
 DATE:


CRSA-HV

Coalescing medium style air separator with non-removable head for high velocity applications

DESCRIPTION

The Bell & Gossett CRSA-HV is an air separator that utilizes a coalescing medium to remove impurities from high velocity HVAC systems. It features a stainless steel coalescing medium with 58% open area, non-removable end cover, and connections for an air vent, blow down valve, and skim valve. The product is designed, constructed, inspected and stamped per ASME Section VIII, Division 1.

CONSTRUCTION MATERIALS

Shell: Carbon Steel

Coalescing Medium: Stainless Steel

OPERATING DATA*

Max Working Pressure: 150 psig (1,034 kPa)

Max Temperature: 450°F (232°C)

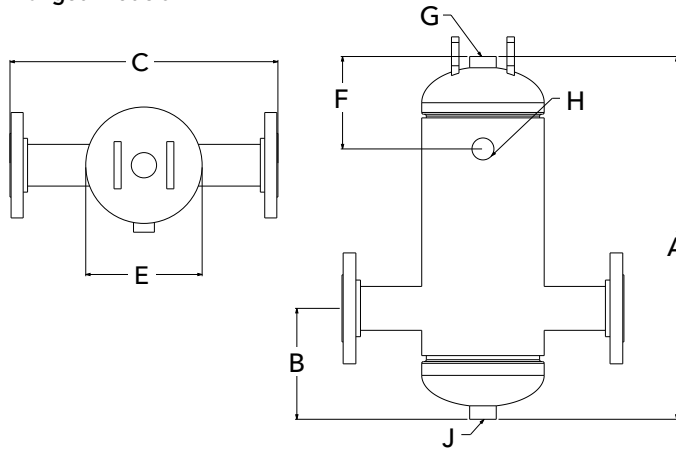
Min Temperature: -20°F (-29°C)

* Consult factory for higher working pressures or temperatures.

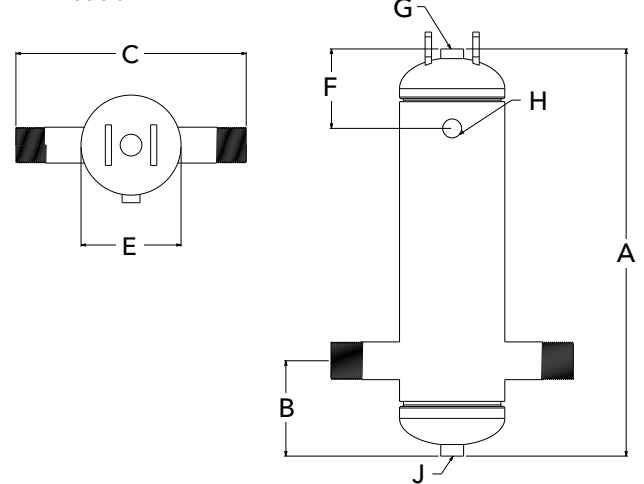
SCHEDULE

PART NUMBER	MODEL NUMBER	INLET/OUTLET CONNECTION	RECOMMENDED CAPACITY IN GPM (M ³ /HR)	TAGGING INFORMATION	QUANTITY
5338-02N-15-001	CRSA-2N-HV	2" NPT Male	105 (24)		
5338-02F-15-001	CRSA-2F-HV	2" Flanged	105 (24)		
5338-02G-15-001	CRSA-2G-HV	2" Grooved	105 (24)		
5338-25N-15-001	CRSA-2-1/2N-HV	2.5" NPT Male	155 (35)		
5338-25F-15-001	CRSA-2-1/2F-HV	2.5" Flanged	155 (35)		
5338-25G-15-001	CRSA-2-1/2G-HV	2.5" Grooved	155 (35)		
5338-03N-15-001	CRSA-3N-HV	3" NPT Male	225 (51)		
5338-03F-15-001	CRSA-3F-HV	3" Flanged	225 (51)		
5338-03G-15-001	CRSA-3G-HV	3" Grooved	225 (51)		
5338-04N-15-001	CRSA-4N-HV	4" NPT Male	405 (92)		
5338-04F-15-001	CRSA-4F-HV	4" Flanged	405 (92)		
5338-04G-15-001	CRSA-4G-HV	4" Grooved	405 (92)		
5338-05F-15-001	CRSA-5F-HV	5" Flanged	630 (143)		
5338-05G-15-001	CRSA-5G-HV	5" Grooved	630 (143)		
5338-06F-15-001	CRSA-6F-HV	6" Flanged	910 (207)		
5338-06G-15-001	CRSA-6G-HV	6" Grooved	910 (207)		
5338-08F-15-001	CRSA-8F-HV	8" Flanged	1,610 (366)		
5338-08G-15-001	CRSA-8G-HV	8" Grooved	1,610 (366)		
5338-10F-15-001	CRSA-10F-HV	10" Flanged	2,350 (534)		
5338-10G-15-001	CRSA-10G-HV	10" Grooved	2,350 (534)		
5338-12F-15-001	CRSA-12F-HV	12" Flanged	3,500 (795)		
5338-12G-15-001	CRSA-12G-HV	12" Grooved	3,500 (795)		

Flanged Models



NPT Models

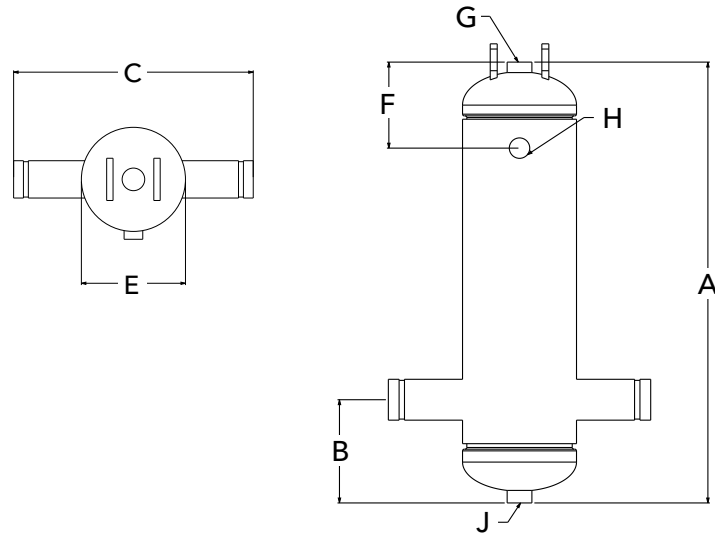


DIMENSIONS AND WEIGHTS

MODEL NUMBER	DIMENSIONS - INCHES (mm)								SHIPPING WEIGHT LBS (KG)	FLOODED WEIGHT LBS (KG)	CV
	A	B	C	E	F	G	H	J			
CRSA-2N-HV	25.63 (651)	6.00 (152)	15.25 (387)	6.63 (168)	5.00 (127)	3/4" NPT	1/2" NPT	1" NPT	37 (17)	66 (30)	72
CRSA-2-1/2N-HV	25.63 (651)	6.00 (152)	15.75 (400)	6.63 (168)	5.00 (127)	3/4" NPT	1/2" NPT	1" NPT	38 (18)	68 (31)	116
CRSA-3N-HV	25.63 (651)	6.00 (152)	20.25 (514)	6.63 (168)	5.00 (127)	3/4" NPT	1/2" NPT	1" NPT	40 (19)	72 (33)	168
CRSA-4N-HV	29.00 (737)	8.00 (203)	20.63 (524)	8.63 (219)	5.38 (137)	3/4" NPT	1/2" NPT	1" NPT	59 (27)	122 (56)	350
CRSA-2F-HV	25.63 (651)	6.00 (152)	15.25 (387)	6.63 (168)	5.00 (127)	3/4" NPT	1/2" NPT	1" NPT	47 (22)	76 (35)	72
CRSA-2-1/2F-HV	25.63 (651)	6.00 (152)	15.75 (400)	6.63 (168)	5.00 (127)	3/4" NPT	1/2" NPT	1" NPT	53 (25)	84 (39)	116
CRSA-3F-HV	25.63 (651)	6.00 (152)	20.25 (514)	6.63 (168)	5.00 (127)	3/4" NPT	1/2" NPT	1" NPT	58 (27)	90 (41)	168
CRSA-4F-HV	29.00 (737)	8.00 (203)	20.63 (524)	8.63 (219)	5.38 (137)	3/4" NPT	1/2" NPT	1" NPT	84 (39)	147 (67)	350
CRSA-5F-HV	39.25 (997)	10.00 (254)	27.75 (705)	10.75 (273)	5.63 (143)	3/4" NPT	1/2" NPT	1" NPT	134 (61)	269 (123)	404
CRSA-6F-HV	41.00 (1041)	10.00 (254)	27.75 (705)	12.75 (324)	6.25 (159)	3/4" NPT	1/2" NPT	1" NPT	164 (75)	366 (167)	540
CRSA-8F-HV	48.00 (1219)	12.00 (305)	33.63 (854)	16.00 (406)	7.00 (178)	3/4" NPT	1/2" NPT	1" NPT	277 (126)	655 (298)	950
CRSA-10F-HV	65.00 (1651)	14.00 (356)	37.50 (953)	20.00 (508)	8.00 (203)	3/4" NPT	1/2" NPT	1" NPT	452 (206)	1245 (565)	1,463
CRSA-12F-HV	77.00 (1956)	16.00 (406)	42.50 (1080)	24.00 (610)	9.00 (229)	3/4" NPT	1/2" NPT	1" NPT	714 (324)	2063 (936)	2,000

IMPORTANT NOTES

1. Consult IOM 0121-01 for safety and service instructions.
2. Lifting lugs are for transportation and installation of the empty vessel, and are not to be used for complete or partial support of the flooded vessel.
3. Welding to the pressure vessel boundary will void the ASME stamp.
4. Dimensions subject to change. Not to be used for construction purposes.

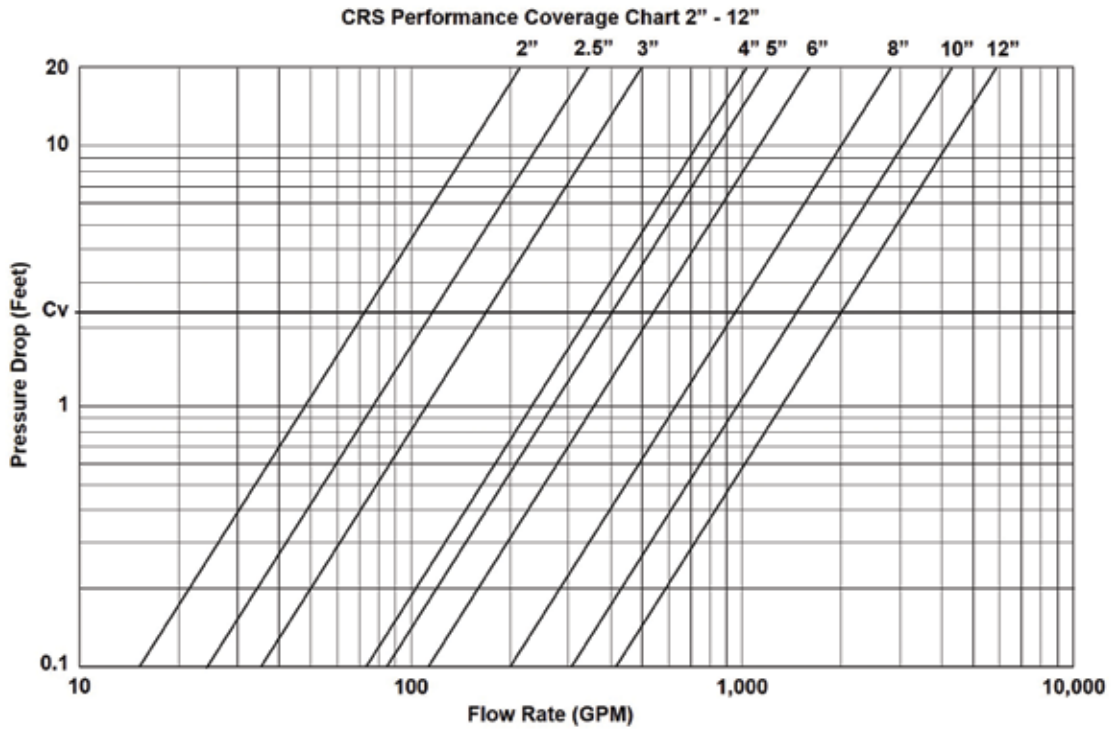


DIMENSIONS AND WEIGHTS

MODEL NUMBER	DIMENSIONS - INCHES (mm)								SHIPPING WEIGHT LBS (KG)	FLOODED WEIGHT LBS (KG)	CV
	A	B	C	E	F	G	H	J			
CRSA-2G-HV	25.63 (651)	6.00 (152)	15.25 (387)	6.63 (168)	5.00 (127)	3/4" NPT	1/2" NPT	1" NPT	37 (17)	66 (30)	72
CRSA-2-1/2G-HV	25.63 (651)	6.00 (152)	15.75 (400)	6.63 (168)	5.00 (127)	3/4" NPT	1/2" NPT	1" NPT	38 (18)	68 (31)	116
CRSA-3G-HV	25.63 (651)	6.00 (152)	20.25 (514)	6.63 (168)	5.00 (127)	3/4" NPT	1/2" NPT	1" NPT	40 (19)	72 (33)	168
CRSA-4G-HV	29.00 (737)	8.00 (203)	20.63 (524)	8.63 (219)	5.38 (137)	3/4" NPT	1/2" NPT	1" NPT	59 (27)	122 (56)	350
CRSA-5G-HV	39.25 (997)	10.00 (254)	27.75 (705)	10.75 (273)	5.63 (143)	3/4" NPT	1/2" NPT	1" NPT	105 (48)	240 (109)	404
CRSA-6G-HV	41.00 (1041)	10.00 (254)	27.75 (705)	12.75 (324)	6.25 (159)	3/4" NPT	1/2" NPT	1" NPT	130 (59)	330 (150)	540
CRSA-8G-HV	48.00 (1219)	12.00 (305)	33.63 (854)	16.00 (406)	7.00 (178)	3/4" NPT	1/2" NPT	1" NPT	222 (101)	599 (272)	950
CRSA-10G-HV	65.00 (1651)	14.00 (356)	37.50 (953)	20.00 (508)	8.00 (203)	3/4" NPT	1/2" NPT	1" NPT	375 (171)	1166 (529)	1,463
CRSA-12G-HV	77.00 (1956)	16.00 (406)	42.50 (1080)	24.00 (610)	9.00 (229)	3/4" NPT	1/2" NPT	1" NPT	600 (273)	1946 (883)	2,000

IMPORTANT NOTES

1. Consult IOM 0121-01 for safety and service instructions.
2. Lifting lugs are for transportation and installation of the empty vessel, and are not to be used for complete or partial support of the flooded vessel.
3. Welding to the pressure vessel boundary will void the ASME stamp.
4. Dimensions subject to change. Not to be used for construction purposes.



Xylem Inc.
8200 N. Austin Avenue
Morton Grove, IL 60053
Tel: (847) 966-3700 Fax: (847) 965-8379
www.xylem.com/bellgossett