

JOB:
REPRESENTATIVE:

 UNIT TAG:
 ENGINEER:
 CONTRACTOR:

 ORDER NUMBER:
 SUBMITTED BY:
 APPROVED BY:

 DATE:
 DATE:
 DATE:


CRSN

Coalescing medium style air & sediment separator with non-removable head

DESCRIPTION

The Bell & Gossett CRSN is a combination air & sediment separator that utilizes a coalescing medium to remove impurities from HVAC systems. It features a stainless steel coalescing medium with 58% open area, non-removable end cover, and connections for an air vent, blow down valve, and skim valve. The product is designed, constructed, inspected and stamped per ASME Section VIII, Division 1.

CONSTRUCTION MATERIALS

Shell: Carbon Steel

Coalescing Medium: Stainless Steel

OPERATING DATA*

Max Working Pressure: 150 psig (1,034 kPa)

Max Temperature: 450°F (232°C)

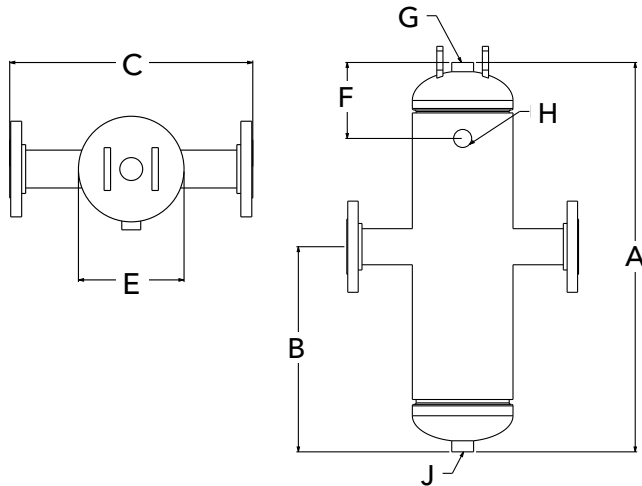
Min Temperature: -20°F (-29°C)

* Consult factory for higher working pressures or temperatures.

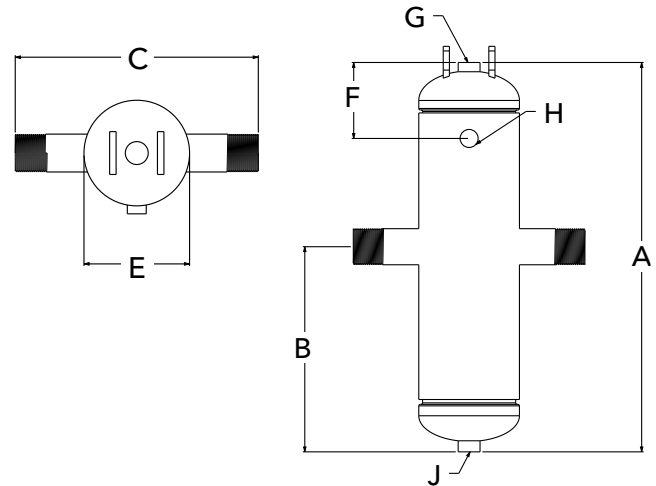
SCHEDULE

| PART NUMBER | MODEL NUMBER | INLET/OUTLET CONNECTION | RECOMMENDED CAPACITY IN GPM (M ³ /HR) | TAGGING INFORMATION | QUANTITY |
|-----------------|--------------|-------------------------|--|---------------------|----------|
| 5333-02N-15-002 | CRSN-2N | 2" NPT Male | 62 (14) | | |
| 5333-02F-15-002 | CRSN-2F | 2" Flanged | 62 (14) | | |
| 5333-02G-15-002 | CRSN-2G | 2" Grooved | 62 (14) | | |
| 5333-25N-15-002 | CRSN-2-1/2N | 2.5" NPT Male | 96 (22) | | |
| 5333-25F-15-002 | CRSN-2-1/2F | 2.5" Flanged | 96 (22) | | |
| 5333-25G-15-002 | CRSN-2-1/2G | 2.5" Grooved | 96 (22) | | |
| 5333-03N-15-002 | CRSN-3N | 3" NPT Male | 138 (31) | | |
| 5333-03F-15-002 | CRSN-3F | 3" Flanged | 138 (31) | | |
| 5333-03G-15-002 | CRSN-3G | 3" Grooved | 138 (31) | | |
| 5333-04N-15-002 | CRSN-4N | 4" NPT Male | 245 (56) | | |
| 5333-04F-15-002 | CRSN-4F | 4" Flanged | 245 (56) | | |
| 5333-04G-15-002 | CRSN-4G | 4" Grooved | 245 (56) | | |
| 5333-05F-15-002 | CRSN-5F | 5" Flanged | 383 (87) | | |
| 5333-05G-15-002 | CRSN-5G | 5" Grooved | 383 (87) | | |
| 5333-06F-15-002 | CRSN-6F | 6" Flanged | 550 (125) | | |
| 5333-06G-15-002 | CRSN-6G | 6" Grooved | 550 (125) | | |
| 5333-08F-15-002 | CRSN-8F | 8" Flanged | 980 (223) | | |
| 5333-08G-15-002 | CRSN-8G | 8" Grooved | 980 (223) | | |
| 5333-10F-15-002 | CRSN-10F | 10" Flanged | 1,530 (348) | | |
| 5333-10G-15-002 | CRSN-10G | 10" Grooved | 1,530 (348) | | |
| 5333-12F-15-002 | CRSN-12F | 12" Flanged | 2,205 (501) | | |
| 5333-12G-15-002 | CRSN-12G | 12" Grooved | 2,205 (501) | | |

Flanged Models



NPT Models

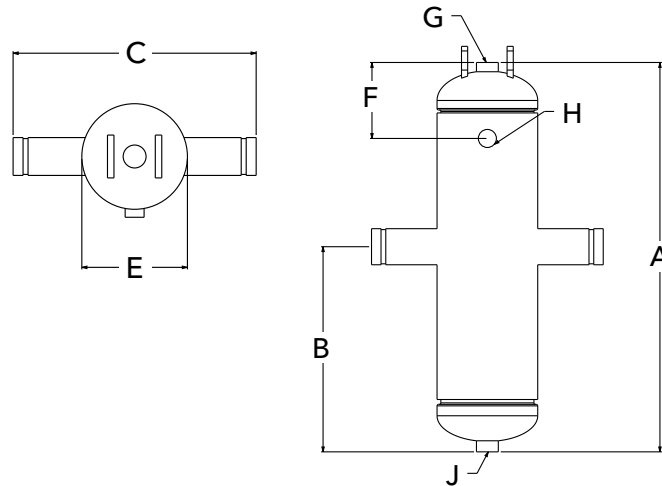


DIMENSIONS AND WEIGHTS

| MODEL NUMBER | DIMENSIONS - INCHES (mm) | | | | | | | | SHIPPING WEIGHT LBS (KG) | FLOODED WEIGHT LBS (KG) | CV |
|--------------|--------------------------|----------------|-----------------|----------------|---------------|----------|----------|--------|--------------------------|-------------------------|-------|
| | A | B | C | E | F | G | H | J | | | |
| CRSN-2N | 25.63 (651) | 13.50 (343) | 15.25 (387) | 6.63 (168) | 5.00 (127) | 3/4" NPT | 1/2" NPT | 1" NPT | 37 (17) | 66 (30) | 72 |
| CRSN-2-1/2N | 25.63 (651) | 13.50 (343) | 15.75 (400) | 6.63 (168) | 5.00 (127) | 3/4" NPT | 1/2" NPT | 1" NPT | 38 (18) | 68 (31) | 116 |
| CRSN-3N | 25.63 (651) | 13.50 (343) | 20.25 (514) | 6.63 (168) | 5.00 (127) | 3/4" NPT | 1/2" NPT | 1" NPT | 39 (18) | 72 (33) | 168 |
| CRSN-4N | 29.00 (737) | 15.25 (387) | 20.63 (524) | 8.63 (219) | 5.38 (137) | 3/4" NPT | 1/2" NPT | 1" NPT | 59 (27) | 122 (56) | 350 |
| CRSN-2F | 25.63 (651) | 13.50 (343) | 15.25 (387) | 6.63 (168) | 5.00 (127) | 3/4" NPT | 1/2" NPT | 1" NPT | 47 (22) | 76 (35) | 72 |
| CRSN-2-1/2F | 25.63 (651) | 13.50 (343) | 15.75 (400) | 6.63 (168) | 5.00 (127) | 3/4" NPT | 1/2" NPT | 1" NPT | 54 (25) | 84 (39) | 116 |
| CRSN-3F | 25.63 (651) | 13.50 (343) | 20.25 (514) | 6.63 (168) | 5.00 (127) | 3/4" NPT | 1/2" NPT | 1" NPT | 58 (27) | 90 (41) | 168 |
| CRSN-4F | 29.00 (737) | 15.25 (387) | 20.63 (524) | 8.63 (219) | 5.38 (137) | 3/4" NPT | 1/2" NPT | 1" NPT | 85 (39) | 147 (67) | 350 |
| CRSN-5F | 39.25 (997) | 19.00 (483) | 27.75 (705) | 10.75 (273) | 5.63 (143) | 3/4" NPT | 1/2" NPT | 1" NPT | 135 (62) | 269 (123) | 404 |
| CRSN-6F | 41.00 (1041) | 19.00 (483) | 27.75 (705) | 12.75 (324) | 6.25 (159) | 3/4" NPT | 1/2" NPT | 1" NPT | 165 (75) | 366 (167) | 540 |
| CRSN-8F | 48.00 (1219) | 24.00 (610) | 33.63 (854) | 16.00 (406) | 7.00 (178) | 3/4" NPT | 1/2" NPT | 1" NPT | 278 (127) | 655 (298) | 950 |
| CRSN-10F | 65.00 (1651) | 32.00 (813) | 37.50 (953) | 20.00 (508) | 8.00 (203) | 3/4" NPT | 1/2" NPT | 1" NPT | 452 (206) | 1245 (565) | 1,463 |
| CRSN-12F | 77.00 (1956) | 37.50 (953) | 42.50 (1080) | 24.00 (610) | 9.00 (229) | 3/4" NPT | 1/2" NPT | 1" NPT | 714 (324) | 2063 (936) | 2,000 |

IMPORTANT NOTES

1. Consult IOM 0121-01 for safety and service instructions.
2. Lifting lugs are for transportation and installation of the empty vessel, and are not to be used for complete or partial support of the flooded vessel.
3. Welding to the pressure vessel boundary will void the ASME stamp.
4. Dimensions subject to change. Not to be used for construction purposes.

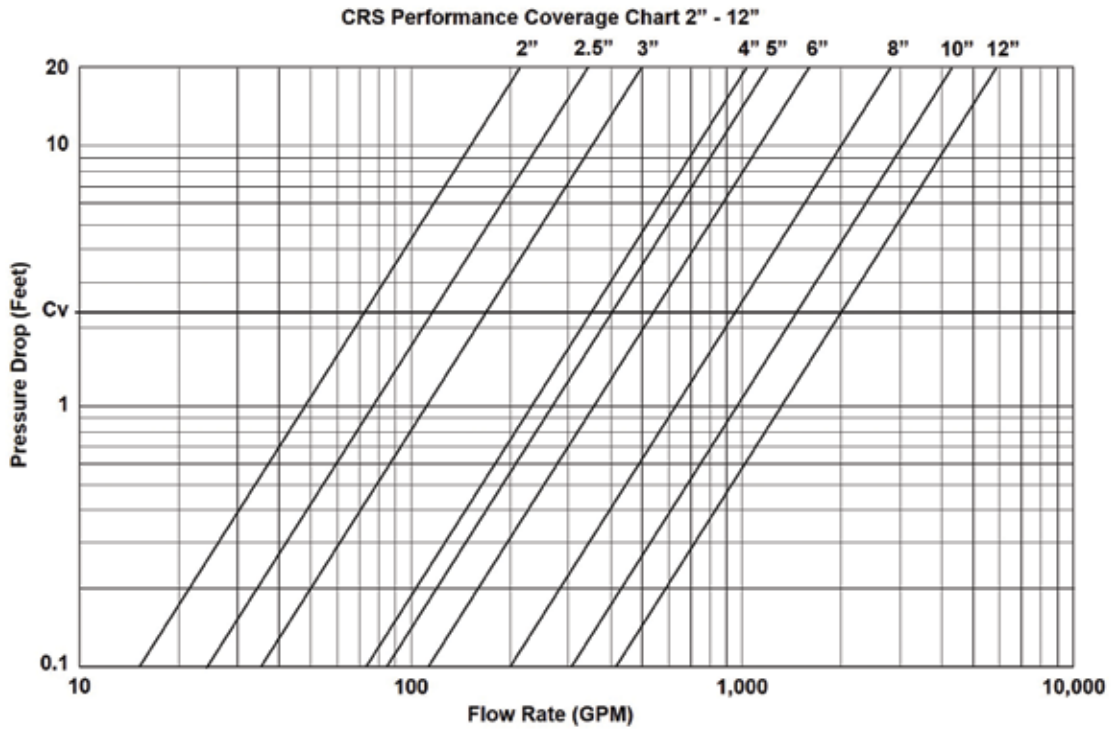


DIMENSIONS AND WEIGHTS

| MODEL NUMBER | DIMENSIONS - INCHES (mm) | | | | | | | | SHIPPING WEIGHT LBS (KG) | FLOODED WEIGHT LBS (KG) | CV |
|--------------|--------------------------|----------------|-----------------|----------------|---------------|----------|----------|--------|--------------------------|-------------------------|-------|
| | A | B | C | E | F | G | H | J | | | |
| CRSN-2G | 25.63 (651) | 13.50 (343) | 15.25 (387) | 6.63 (168) | 5.00 (127) | 3/4" NPT | 1/2" NPT | 1" NPT | 37 (17) | 66 (30) | 72 |
| CRSN-2-1/2G | 25.63 (651) | 13.50 (343) | 15.75 (400) | 6.63 (168) | 5.00 (127) | 3/4" NPT | 1/2" NPT | 1" NPT | 38 (18) | 68 (31) | 116 |
| CRSN-3G | 25.63 (651) | 13.50 (343) | 20.25 (514) | 6.63 (168) | 5.00 (127) | 3/4" NPT | 1/2" NPT | 1" NPT | 40 (19) | 72 (33) | 168 |
| CRSN-4G | 29.00 (737) | 15.25 (387) | 20.63 (524) | 8.63 (219) | 5.38 (137) | 3/4" NPT | 1/2" NPT | 1" NPT | 59 (27) | 122 (56) | 350 |
| CRSN-5G | 39.25 (997) | 19.00 (483) | 27.75 (705) | 10.75 (273) | 5.63 (143) | 3/4" NPT | 1/2" NPT | 1" NPT | 105 (48) | 240 (109) | 404 |
| CRSN-6G | 41.00 (1041) | 19.00 (483) | 27.75 (705) | 12.75 (324) | 6.25 (159) | 3/4" NPT | 1/2" NPT | 1" NPT | 130 (59) | 330 (150) | 540 |
| CRSN-8G | 48.00 (1219) | 24.00 (610) | 33.63 (854) | 16.00 (406) | 7.00 (178) | 3/4" NPT | 1/2" NPT | 1" NPT | 223 (102) | 599 (272) | 950 |
| CRSN-10G | 65.00 (1651) | 32.00 (813) | 37.50 (953) | 20.00 (508) | 8.00 (203) | 3/4" NPT | 1/2" NPT | 1" NPT | 375 (171) | 1166 (529) | 1,463 |
| CRSN-12G | 77.00 (1956) | 37.50 (953) | 42.50 (1080) | 24.00 (610) | 9.00 (229) | 3/4" NPT | 1/2" NPT | 1" NPT | 601 (273) | 1946 (883) | 2,000 |

IMPORTANT NOTES

1. Consult IOM 0121-01 for safety and service instructions.
2. Lifting lugs are for transportation and installation of the empty vessel, and are not to be used for complete or partial support of the flooded vessel.
3. Welding to the pressure vessel boundary will void the ASME stamp.
4. Dimensions subject to change. Not to be used for construction purposes.



Xylem Inc.
8200 N. Austin Avenue
Morton Grove, IL 60053
Tel: (847) 966-3700 Fax: (847) 965-8379
www.xylem.com/bellgossett