



PS Series

Submersible sewage pumps

The PS Series is a compact cast iron sewage pump, featuring a semi-open style impeller. This pump is available in both automatic and manual versions, with 10' & 20' cord lengths. It features a 2" NPT discharge and offers 2" solids handling. This "Complete. Reliable. Blue." pump is ideal for residential sewage systems and heavy sump applications.

Applications

- Residential sewage systems
- Heavy-duty sump/Dewatering
- Water transfer

Features

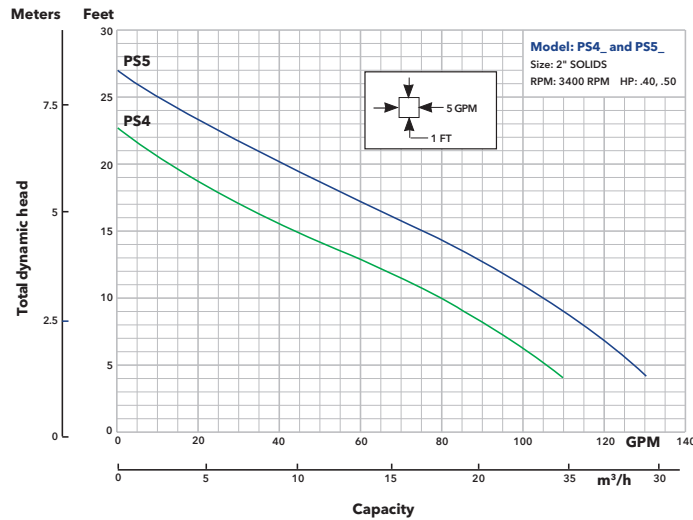
- Corrosion resistant construction
- Cast iron body
- Thermoplastic impeller and cover
- Upper sleeve and lower heavy-duty ball bearing construction
- Motor is permanently lubricated for extended service life
- Powered for continuous operation
- Heavy duty 10' and 20' length SJTW power cords with NEMA three prong, 115 or 230 volt grounding plug
- Complete unit is heavy duty, portable and compact
- Mechanical seal is carbon ceramic, BUNA and stainless steel
- Stainless steel fasteners
- Three (3) year standard warranty/Four (4) year GPDA



Product specifications

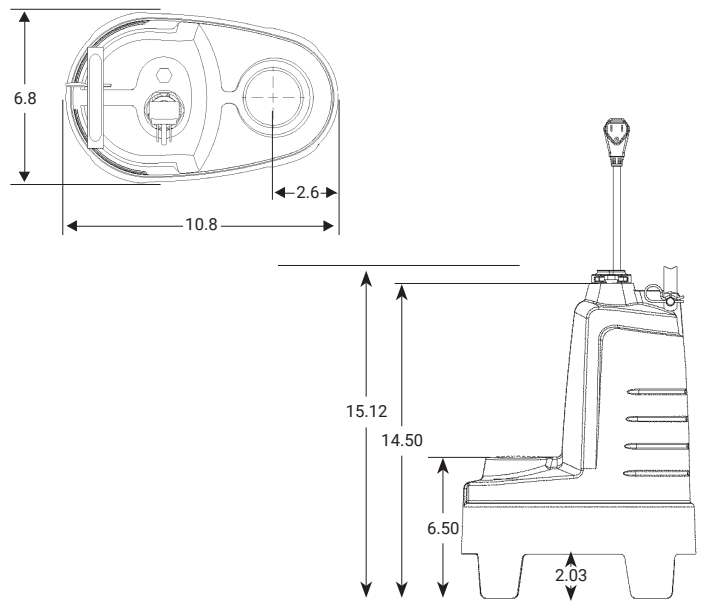
Order no.	HP	Volts	Amps	Minimum circuit breaker	Phase	Float switch style	Cord length	Discharge connection	Minimum basin diameter	Maximum solids size	Shipping weight lbs/kg
PS41P1	0.4	115	10.0	20	1	Piggyback float switch	10'	2"	18"	2"	40/18.1
PS41P1F						Piggyback float switch	20'				
PS51M	0.5	115	13.0	20		Manual / no switch	10'				
PS51P1						Piggyback float switch					
PS51MF						Manual / no switch	20'				
PS51P1F						Piggyback float switch					
PS52MF	230	6.5	15	Plug / no switch							

Performance curves



Dimensions


(All dimensions are in inches. Do not use for construction purposes.)



Materials of construction

Part name	Material
Impeller	Thermoplastic semi-open
Casing	Thermoplastic
Motor housing	Cast iron
Mechanical seal	Carbon, ceramic, buna and stainless steel
Cord	SJTW
Fasteners	Stainless steel
Handle	Stainless steel

Agency listings

 Tested to UL778 CAN 22.2 by CSA International (Canadian Standards Association)



COMPLETE. RELIABLE. BLUE.
Learn more about our complete line of wastewater products.



Learn more about PS Series pumps



Xylem Inc. www.xylem.com/goulds

This information is subject to change without notice. All information presented herein is believed reliable and in accordance with accepted engineering practices. Xylem makes no warranties as to the completeness of this information. Users are responsible for evaluating individual product suitability for specific applications. Xylem assumes no liability whatsoever for any special, indirect or consequential damages arising from the sale, resale or misuse of its products.

©2025 Xylem is a registered trademark of Xylem Inc. or one of its subsidiaries. Goulds Water Technology is a registered trademark of ITT Manufacturing Enterprises LLC and is used under license. All other trademarks or registered trademarks are the property of their respective owners.