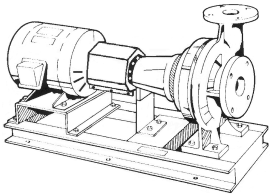


<b>JOB:</b>	<b>REPRESENTATIVE:</b>	
<b>UNIT TAG:</b>	<b>ORDER NO.:</b>	<b>DATE:</b>
<b>ENGINEER:</b>	<b>SUBMITTED BY:</b>	<b>DATE:</b>
<b>CONTRACTOR:</b>	<b>APPROVED BY:</b>	<b>DATE:</b>



## 2-13B

# Marlow Series e-530SL

### Centrifugal Pumps - Base Mounted

**SPECIFICATIONS**

FLOW \_\_\_\_\_ HEAD \_\_\_\_\_  
 HP \_\_\_\_\_ RPM \_\_\_\_\_  
 VOLTS \_\_\_\_\_  
 CYCLE \_\_\_\_\_ PHASE \_\_\_\_\_  
 ENCLOSURE \_\_\_\_\_  
 APPROX. WEIGHT \_\_\_\_\_  
 SPECIALS \_\_\_\_\_

**MATERIALS OF CONSTRUCTION**

- Stainless Steel Fitted
- FEATURES**
- ANSI/OSHA Coupling Guard
- Center Drop Out Spacer Coupling
- Fabricated Heavy Duty Baseplate

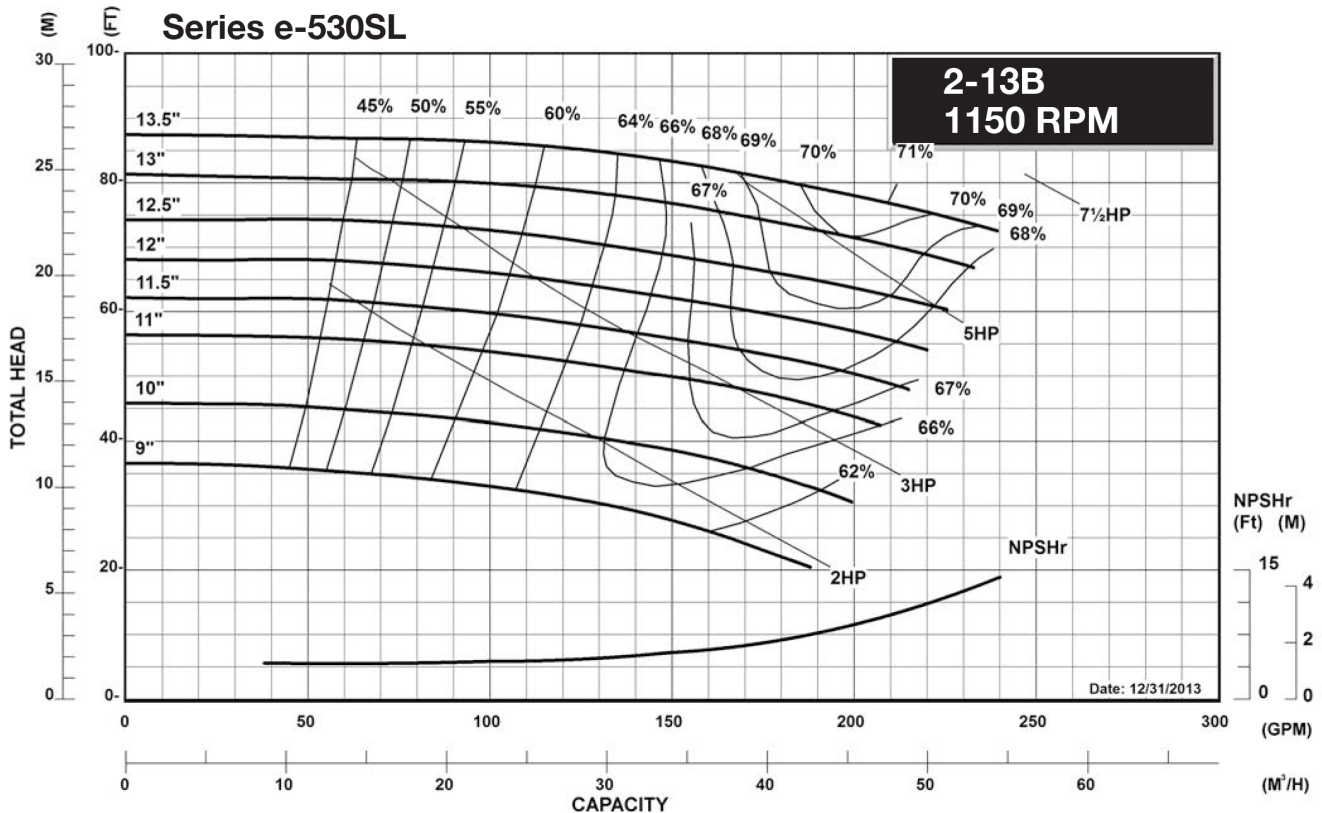
**MAXIMUM WORKING PRESSURE**

- 175 psi (12 bar) W.P.  
w/ 125# ANSI flange drilling

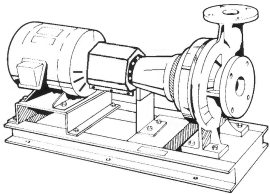
**TYPE OF SEAL**

- Standard Seal  
(Buna-Carbon/Ceramic)
- F Standard Seal w/ Flush Line  
(Buna-Carbon/Ceramic)
- S Stuffing Box Construction w/ Flushed  
Mechanical Single Seal  
(EPR-Tungsten Carbide/Carbon)
- PF Stuffing Box Construction w/ Packing  
(Graphite Impregnated Teflon)

**Note:** Equipped with NEOPRENE coupling



<b>JOB:</b>	<b>REPRESENTATIVE:</b>	
<b>UNIT TAG:</b>	<b>ORDER NO.:</b>	<b>DATE:</b>
<b>ENGINEER:</b>	<b>SUBMITTED BY:</b>	<b>DATE:</b>
<b>CONTRACTOR:</b>	<b>APPROVED BY:</b>	<b>DATE:</b>



## 2-13B

# Marlow Series e-530SL

### Centrifugal Pumps - Base Mounted

**SPECIFICATIONS**

FLOW \_\_\_\_\_ HEAD \_\_\_\_\_

HP \_\_\_\_\_ RPM \_\_\_\_\_

VOLTS \_\_\_\_\_

CYCLE \_\_\_\_\_ PHASE \_\_\_\_\_

ENCLOSURE \_\_\_\_\_

APPROX. WEIGHT \_\_\_\_\_

SPECIALS \_\_\_\_\_

**MATERIALS OF CONSTRUCTION**

Stainless Steel Fitted

**FEATURES**

- ANSI/OSHA Coupling Guard
- Center Drop Out Spacer Coupling
- Fabricated Heavy Duty Baseplate

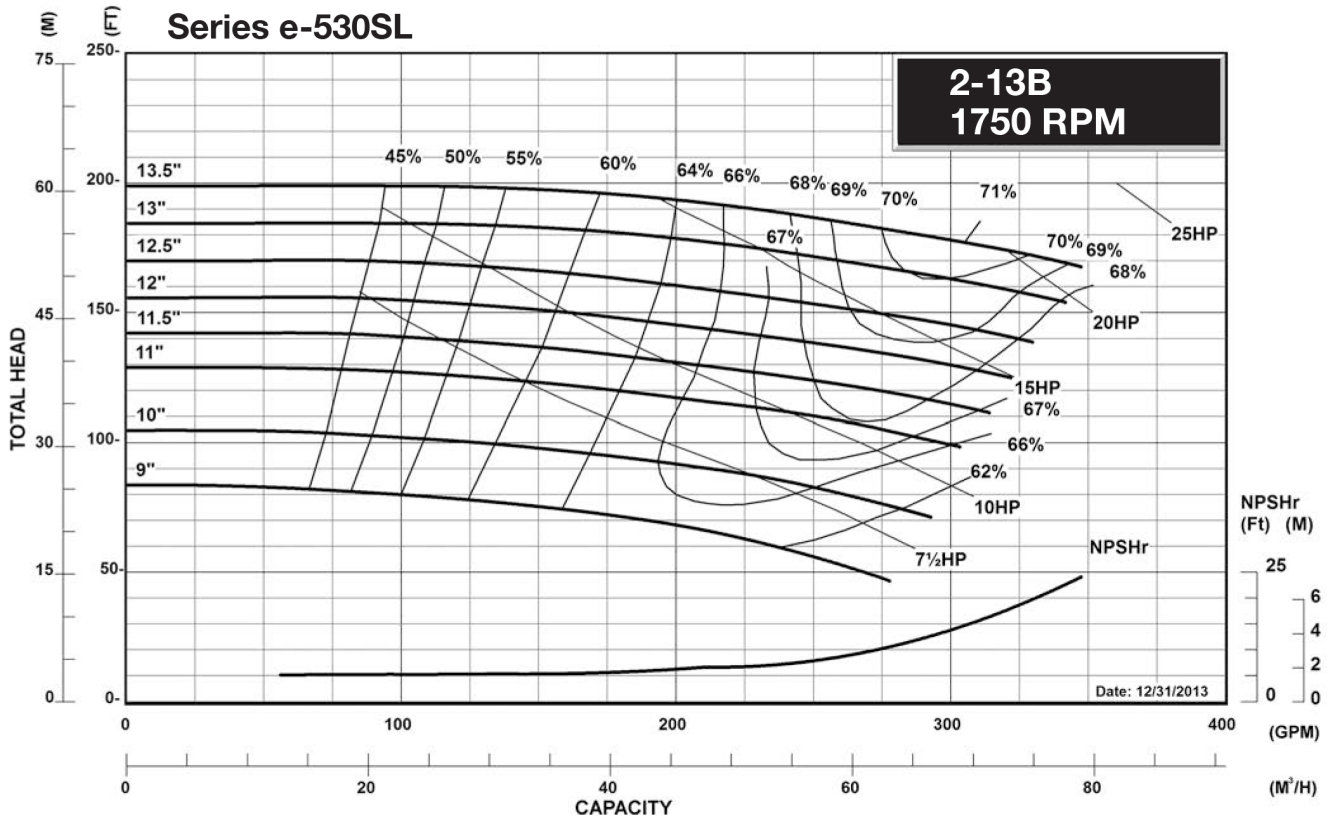
**MAXIMUM WORKING PRESSURE**

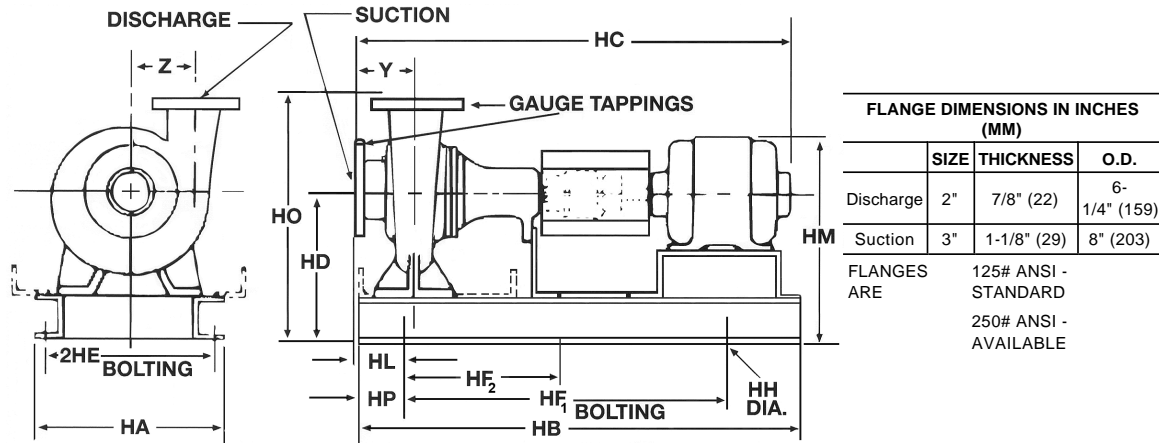
- 175 psi (12 bar) W.P.  
w/ 125# ANSI flange drilling

**TYPE OF SEAL**

- Standard Seal  
(Buna-Carbon/Ceramic)
- F Standard Seal w/ Flush Line  
(Buna-Carbon/Ceramic)
- S Stuffing Box Construction w/ Flushed  
Mechanical Single Seal  
(EPR-Tungsten Carbide/Carbon)
- PF Stuffing Box Construction w/ Packing  
(Graphite Impregnated Teflon)

**Note:** Equipped with NEOPRENE coupling





**DIMENSIONS - Inches (mm)**

**STANDARD SEAL**

MOTOR FRAME	HA	HB	HC MAX	HD	2HE	HF <sub>1</sub>	HF <sub>2</sub>	HH	HL	HM MAX	HO	HP	Y	Z
213T	16 (406)	46-1/2 (1181)	41-3/8 (1051)	14 (356)	14 (356)	36-1/2 (927)	18-1/4 (464)	7/8 (22)	3-7/8 (98)	19-7/8 (505)	23 (584)	5 (127)	5-1/2 (140)	7-1/4 (184)
215T	16 (406)	46-1/2 (1181)	42-7/8 (1089)	14 (356)	14 (356)	36-1/2 (927)	18-1/4 (464)	7/8 (22)	3-7/8 (98)	19-7/8 (505)	23 (584)	5 (127)	5-1/2 (140)	7-1/4 (184)
254T	16 (406)	46-1/2 (1181)	46-5/8 (1184)	14 (356)	14 (356)	36-1/2 (927)	18-1/4 (464)	7/8 (22)	3-7/8 (98)	20-7/8 (530)	23 (584)	5 (127)	5-1/2 (140)	7-1/4 (184)
256T	16 (406)	46-1/2 (1181)	48-3/8 (1229)	14 (356)	14 (356)	36-1/2 (927)	18-1/4 (464)	7/8 (22)	3-7/8 (98)	20-7/8 (530)	23 (584)	5 (127)	5-1/2 (140)	7-1/4 (184)
284T	16 (406)	51-3/4 (1314)	48-5/8 (1235)	14 (356)	14 (356)	41-3/4 (1060)	20-7/8 (530)	7/8 (22)	3-7/8 (98)	22 (559)	23 (584)	5 (127)	5-1/2 (140)	7-1/4 (184)

**STUFFING BOX**

MOTOR FRAME	HA	HB	HC MAX	HD	2HE	HF <sub>1</sub>	HF <sub>2</sub>	HH	HL	HM MAX	HO	HP	Y	Z
213T	16 (406)	46-1/2 (1181)	43-3/4 (1111)	14 (356)	14 (356)	36-1/2 (927)	18-1/4 (464)	7/8 (22)	3-7/8 (98)	19-7/8 (505)	23 (584)	5 (127)	5-1/2 (140)	7-1/4 (184)
215T	16 (406)	46-1/2 (1181)	45-1/4 (1149)	14 (356)	14 (356)	36-1/2 (927)	18-1/4 (464)	7/8 (22)	3-7/8 (98)	19-7/8 (505)	23 (584)	5 (127)	5-1/2 (140)	7-1/4 (184)
254T	16 (406)	51-3/4 (1314)	49 (1245)	14 (356)	14 (356)	41-3/4 (1060)	20-7/8 (530)	7/8 (22)	3-7/8 (98)	20-7/8 (530)	23 (584)	5 (127)	5-1/2 (140)	7-1/4 (184)
256T	16 (406)	51-3/4 (1314)	50-3/4 (1289)	14 (356)	14 (356)	41-3/4 (1060)	20-7/8 (530)	7/8 (22)	3-7/8 (98)	20-7/8 (530)	23 (584)	5 (127)	5-1/2 (140)	7-1/4 (184)
284T	16 (406)	51-3/4 (1314)	51 (1295)	14 (356)	14 (356)	41-3/4 (1060)	20-7/8 (530)	7/8 (22)	3-7/8 (98)	22 (559)	23 (584)	5 (127)	5-1/2 (140)	7-1/4 (184)

Dimensions are subject to change. Not to be used for construction purposes unless certified.

Xylem Inc.  
8200 N. Austin Avenue  
Morton Grove, IL 60053  
Phone: (847)966-3700  
Fax: (847)965-8379  
www.gouldswatertechnology.com

