



ITT


BCPCL14

Residential Water Systems

CentriPro

Class 14 NEMA Starters

with ESP200™ Overloads
by Siemens/Furnas



STANDARD FEATURES


- NEMA rated – across the line motor starters
 - NEMA rated starters – preferred by engineers
 - NEMA 1 indoor rated steel enclosure standard
 - Coils available for all popular voltages
 - Sizes for motors from 1/2 – 100 HP and .75 – 135 Amps
 - Enclosure and start-stop options available – call Customer Service for special quotes.
- ESP200 adjustable overloads provide “extra starter performance”
 - Adjustable overload class – field adjustable for class 5, 10, 20 or 30.
 - Cover a wide amperage range – no heaters to order or size
 - True phase-loss protection – trips within 3 seconds
 - Standard models have 115/230 V or 240/480 V, dual voltage coils
 - Provide motor protection for 50/60 Hertz motors
 - High accuracy trip curves, $\pm 1\%$ repeat trip accuracy
 - Easy to use: just mount, wire and set FLA (SFA on subs) trip point
 - Self-powered overload requires no hard wiring or separate power source
 - Units are factory set for manual overload reset
 - Phase loss, phase unbalance and ground fault protection are now selectable using on/off switches.



CentriPro is a brand of ITT Corporation.

www.centripro.com

Engineered for life



ITT

Residential Water Systems

Class 14 NEMA Starter Sizing Chart

Order No's shown represent dual voltage, "C", 240/480V Coils

GP Order Number	Siemens Order Number	Size	Max Motor Horsepower				Full Load Amp Range
			200-208V	230V	460V	575V	
CSBC	14CUB32BC	0	.5	.75	1.5	2	.75 - 3.4
CSDC	14CUC32BC	0	2	2	5	5	3 - 12
CSEC	14CUD32BC	0	3	3	—	—	5.5 - 22
DSBC	14DUB32BC	1	.5	.75	1.5	2	.75 - 3.4
DSDC	14DUC32BC	1	2	2	5	5	3 - 12
DSEC	14DUD32BC	1	3	3	10	10	5.5 - 22
DSFC	14DUE32BC	1	7.5	7.5	—	—	10 - 40
ESFC	14EUE32BC	1¾	10	10	15	15	10 - 40
FSHC	14FUF32BC	2	10	15	25	25	13 - 52
GSJC	14GUG32BC	2½	15	20	30	30	25 - 100
HSKC	14HUG32BC	3	25	30	50	50	25 - 100
ISLC	14IUH32BC	3½	30	40	75	75	50 - 200
JTMC	14JUH32BC	4	40	50	100	100	50 - 200

On Class 14 Starters the fourth (4th) character represents the coil voltage, change the Order Number to match the coil voltage to job site voltage.

Note: Coils are very voltage sensitive, unmatched supply vs. coil voltage will damage the coil.

A = 120/240 volt coil - ex. CSBA

C = 240/480 volt coil - ex. CSBC

D = 200/208 volt coil - ex. CSBD

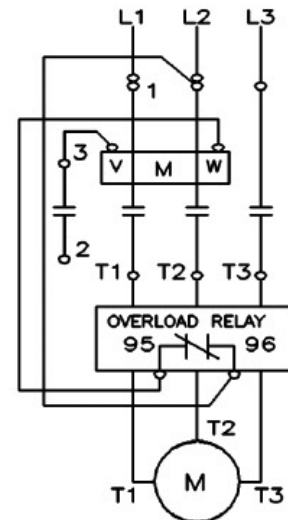
E = 575 volt coil - ex. CSBE

G = 240 volt coil - ex. CSBG

H = 480 volt coil - ex. CSBH

Standard lead time for optional coils is 2 weeks.

Solid State Overload
3 Phase Sizes 00-4



Goolds Pumps is a registered trademark of ITT Corporation.
ITT, the Engineered Blocks Symbol and Engineered for Life are registered trademarks of ITT Manufacturing Enterprises, Inc.

SPECIFICATIONS ARE SUBJECT TO CHANGE WITHOUT NOTICE.

BCPCL14 May, 2010

Copyright (c) 2010 ITT Corporation

Engineered for life