



FEATURES

- Corrosion resistant construction
- Cast iron body
- Thermoplastic impeller and cover.
- Upper sleeve and lower heavy duty ball bearing construction.
- Motor is permanently lubricated for extended service life.
- Powered for continuous operation.
- All ratings are within the working limits of the motor.
- Quick disconnect power cord, 20' standard length, heavy duty 16/3 SJTW with 115 or 230 volt grounding plug.
- Complete unit is heavy duty, portable and compact.
- Mechanical seal is carbon, ceramic, BUNA and stainless steel.
- Stainless steel fasteners

 **REDJACKET SERIES**

REP

SUBMERSIBLE EFFLUENT PUMP

APPLICATIONS

Specially designed for the following uses:

- Mound Systems
- Effluent/Dosing Systems
- Low Pressure Pipe Systems
- Basement Draining
- Heavy Duty Sump/Dewatering

SPECIFICATIONS

Pump - General:

- Discharge: 1½" NPT
- Temperature: 104°F (40°C) maximum, continuous when fully submerged.
- Solids handling: ½" maximum sphere.
- Automatic models include a float switch.
- Manual models available.
- Pumping range: see performance chart or curve.

REP3 Pump:

- Maximum capacity: 53 GPM
- Maximum head: 25' TDH

REP4 Pump:

- Maximum capacity: 61 GPM
- Maximum head: 29' TDH

REP5 Pump:

- Maximum capacity: 70 GPM
- Maximum head: 37' TDH

MOTOR

General:

- Single phase
- 60 Hertz
- 115 and 230 volts
- Built-in thermal overload protection with automatic reset.
- Class B insulation
- Oil-filled design
- High strength carbon steel shaft

REP3 Motor:

- .33 HP, 3000 RPM
- 115 volts
- Shaded pole design

REP4 Motor:

- .40 HP, 3400 RPM
- 115 and 230 volts
- PSC design

REP5 Motor:

- .50 HP, 3400 RPM
- 115 and 230 volts
- PSC design

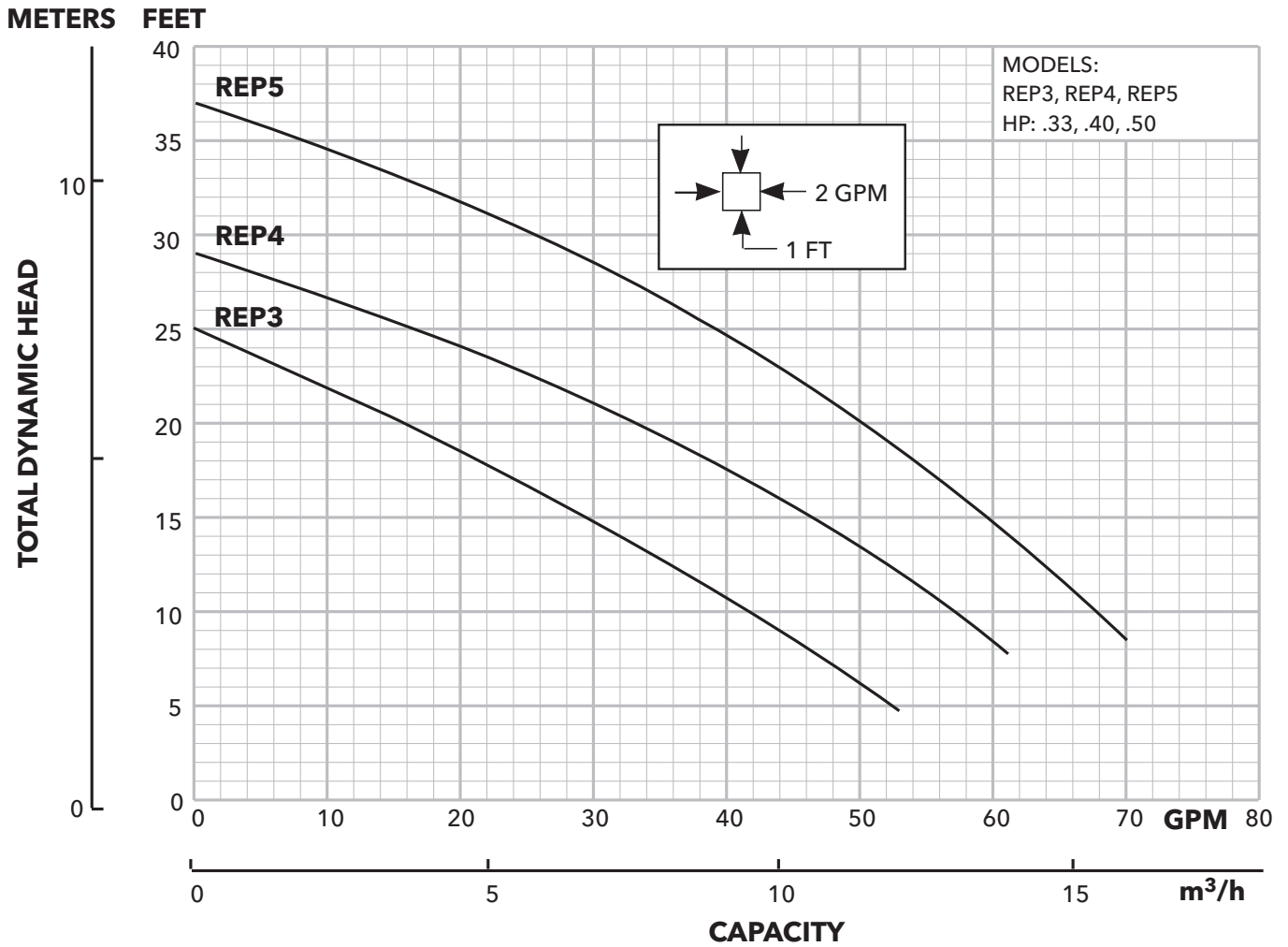
AGENCY LISTINGS



Tested to UL 778 and CSA 22.2 108 Standards
By Canadian Standards Association
File #227637

PUMP INFORMATION

Order No.	HP	Volts	Amps	Minimum Circuit Breaker	Phase	Float Switch Style	Cord Length	Discharge Connection	Minimum Basin Diameter	Maximum Solids Size	Shipping Weight lbs/kg
REP3	0.33	115	12	20	1	Manual / No Switch	20'	1.5"	18"	.5"	31 / 14.1
REP3A						Piggyback Float Switch					
REP4	0.4		7.5	15		Manual / No Switch					
REP4A						Piggyback Float Switch					
REP42	0.4	230	3.7	10		Manual / No Switch					
REP42A						Piggyback Float Switch					
REP5	0.5	115	9.5	20		Manual / No Switch					
REP5A						Piggyback Float Switch					
REP52		230	4.7	10	Manual / No Switch						
REP52A					Piggyback Float Switch						



PERFORMANCE RATINGS

REP3

Total Head (feet of water)	GPM
5	52
10	42
15	29
20	16
25	0

REP4

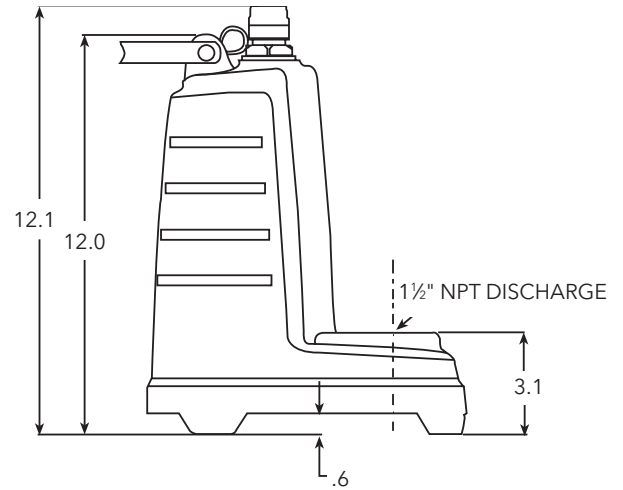
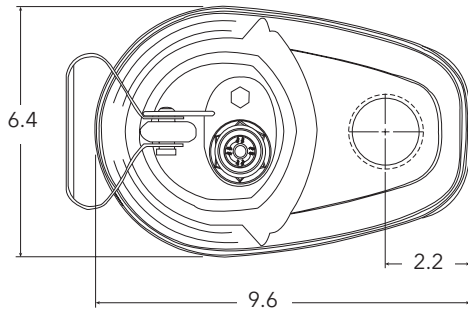
Total Head (feet of water)	GPM
8	61
10	57
15	46
20	33
25	16

REP5

Total Head (feet of water)	GPM
10	67
15	59
20	50
25	39
30	26
35	8

DIMENSIONS

(All dimensions are in inches. Do not use for construction purposes.)



xylem
Let's Solve Water

Xylem Inc.
2881 East Bayard Street Ext., Suite A
Seneca Falls, NY 13148
Phone: (866) 325-4210
Fax: (888) 322-5877
goulds.com/redjacket

Red Jacket Water Products is a trademark of Xylem Inc. or one of its subsidiaries. Goulds is a registered trademark of Goulds Pumps, Inc. and is used under license.

© 2017 Xylem Inc. BRJREP R4 January 2017